

Daily Metal Bulletin

2026-06-09

NH선물 준법감시인 심의필 제25-071호 (2026.01.14~2027.01.13)

02-3774-0311

글로벌상품영업팀

Base Metals

	전일 종가	금 일				변동폭	Cash - 3M		미결제약정(O/I)	
		시가	고가(B)	저가(A)	종가(A)		BID	ASK	전일	변동폭
전기동(Cash)	13,581.08	13,552.84	13,773.34	13,478.34	13,527.34	-53.74				
전기동(3M)	13,602.50	13,592.50	13,813.00	13,518.00	13,567.00	-35.50	-43.66	-39.66	266,458	-5,003
알루미늄(Cash)	3,646.35	3,615.67	3,638.17	3,529.17	3,540.67	-105.68				
알루미늄(3M)	3,596.50	3,598.50	3,621.00	3,512.00	3,523.50	-73.00	13.17	17.17	653,060	-8,461
아연	3,538.00	3,535.00	3,600.00	3,520.50	3,552.50	14.50	-17.64	-15.64	233,551	-562
납 (연)	1,990.50	1,991.00	2,001.50	1,975.00	1,979.00	-11.50	-8.27	-6.27	162,502	-1,305
니켈	18,395.00	18,370.00	18,400.00	18,000.00	18,040.00	-355.00	-239.29	-229.29	254,657	3,458
주석	52,170.00	52,000.00	53,450.00	51,590.00	51,960.00	-210.00	-410.00	-400.00	21,244	-9

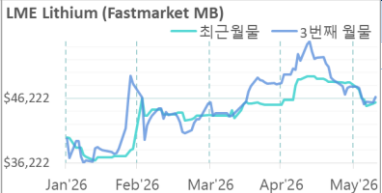
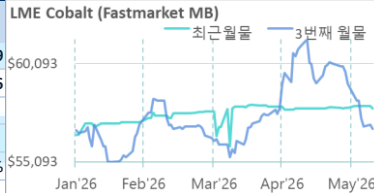
* Base Metal 종가는 COMEX 종료시점 기준 (LONDON 18시00분)

2. LME Official Settlement Prices (AM 2nd Ring)

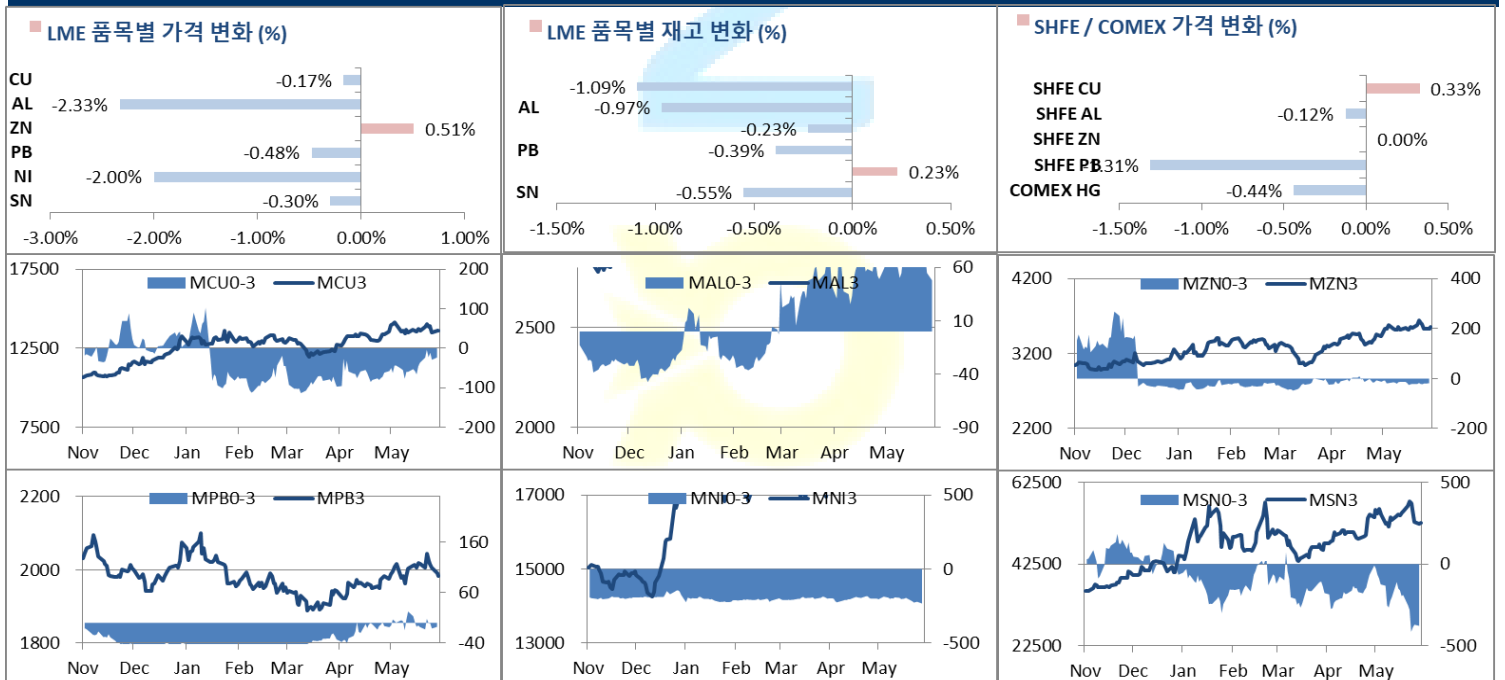
	금 일		당월평균		전월평균		3. LME Evening Valuation				
	Cash	3M	Cash	3M	Cash	3M	LME 정산가 (LONDON 17시00분)				
							Cash	3M	Jun	Jul	Aug
전기동	13716.00	13745.00	13812.21	13507.13	13564.37	13573.34	13615.00	13585.34	13603.69	13609.35	
알루미늄	3608.00	3586.00	3742.86	3670.18	3600.79	3562.67	3547.50	3561.93	3562.38	3553.76	
아연	3576.00	3588.00	3575.07	3488.21	3499.61	3538.86	3555.50	3538.23	3547.20	3554.70	
납 (연)	1983.00	1994.00	2008.43	1991.03	1989.53	1976.73	1984.00	1972.76	1964.63	1978.15	
니켈	17930.00	18160.00	18602.86	18805.00	19012.11	17829.71	18064.00	17845.85	17919.32	18007.24	
주석	53060.00	53300.00	55077.86	53687.37	53760.26	52097.00	52502.00	52122.00	52272.00	52422.00	

EV Metals

품목	코발트 (CME Fastmarket MB)		리튬 (CME Fastmarket MB)	
	2026-06-09	2026-06-09	2026-06-09	2026-06-09
기준일	2026-06-09	2026-06-09	2026-06-09	2026-06-09
만기월물	Jun26	Aug26	Jun26	Aug26
종가	57805.14	56768.97	45591.54	46451.34
전일대비등락	-132.28	-220.46	154.32	815.71
등락%	-0.23%	-0.39%	0.34%	1.76%



LME BASE METALS PRICE



4. LME Stocks

	전일 최종재고	반입 (IN)	반출 (OUT)	금일 최종재고	변동폭	ON WRNT	CANCELLED WRNT	CW 변동폭
전기동	376775	0	4125	372650	-4125	228650	144000	-1800
알루미늄	330950	0	3200	327750	-3200	254625	73125	-3200
아연	110650	0	250	110400	-250	92350	18050	-150
납 (연)	309250	0	1200	308050	-1200	284525	23525	-900
니켈	274218	660	30	274848	630	262908	11940	72
주석	9020	0	50	8970	-50	8300	670	-10

5. COMEX 재고

	06/06 재고	변동량	변동율	06/09 재고
전기동	644546	1721	0.27%	646267
알루미늄	647	0	0.00%	647

6. SHFE/ COMEX

기준환율 USD/CNY = 6.7725

SHFE	전일 SETTLE	시가	고가	저가	종가	금일 SETTLE	(\$/Ton)	변동폭	(\$/Ton)	거래량
Shanghai Futures Exchange (SHFE)										
CU JUL6	104,070	104780	104870	103900	104410	104410	15416.76	340.00	50.21	83818
AL JUL6	24,090	24150	24150	23950	24060	24060	3552.60	-30.00	-4.43	161003
ZN JUL6	24,695	24700	24795	24585	24695	24695	3646.36	0.00	0.00	98537
PB JUL6	16,375	16300	16335	16055	16160	16160	2386.12	-215.00	-31.75	90098
NI JUL6	139,210	138530	138840	135700	137460	137460	20296.79	-1750.00	-258.42	264765
SN JUL6	404,790	404760	408310	396000	401580	401580	59295.68	-3210.00	-474.01	254258
COMEX										
CU JUL26	6.3500	6.3395	6.4655	6.2835	6.3210	6.3210	13935.40	-0.0290	-63.93	44,300

7. SHFE-LME SPREAD

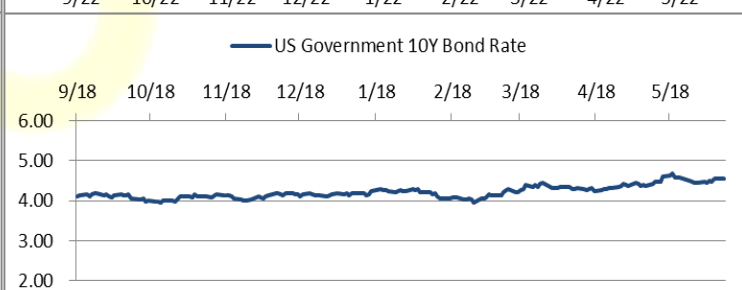
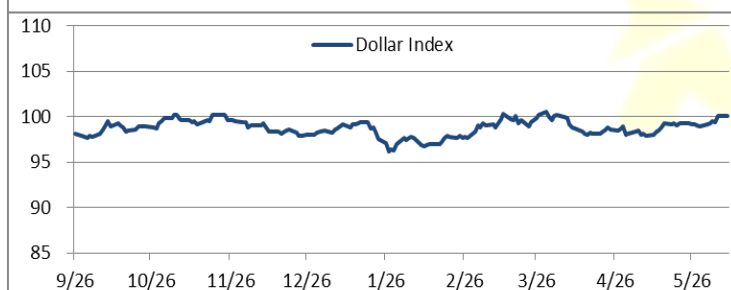
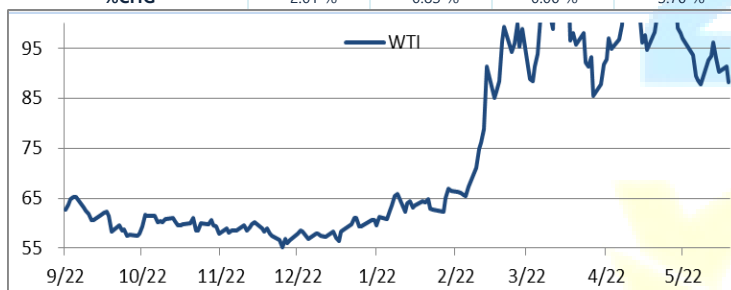
	CNY=	LME 3M (CNY)	LME 최근월물 (CNY)	증치세	LME 3M (CNY incl. 증치세)	LME 최근월물 (CNY incl. 증치세)	SHFE 3개월물	SHFE 최근월물	SHFE-LME 최근월물 (USD)
CU	6.7720	92,719	92,518	13%	104,772	104,545	104,430	104,410	-19.98
AL	6.7720	24,430	24,528	13%	27,606	27,716	24,175	24,060	-539.92
ZN	6.7720	24,193	24,076	13%	27,338	27,206	24,805	24,695	-370.78
PB	6.7720	13,510	13,434	13%	15,266	15,180	16,300	16,160	144.65
NI	6.7720	123,961	122,484	13%	140,076	138,407	138,420	137,460	-139.85
SN	6.7720	356,952	354,379	13%	403,356	400,448	403,160	401,580	167.16

Market Factors

1. 주요시장 DATA

Updated at : 02:00:02 AM

	S&P	다우존스	미국채 (10Y)	WTI	달러/원	유로화	일본엔화	호주달러	남아공화	LMEX
증가	7257.11	50366.82	109 12/32	87.87	1532.18	1.1542	160.4200	0.7017	16.5554	5726.80
전일비	-148.62	-419.19	2/32	-3.43	4.79	0.0002	0.24	0.00	0.03	-26.1000
%CHG	-2.01 %	-0.83 %	0.06 %	-3.76 %	0.31 %	0.02 %	0.15 %	-0.50 %	0.21 %	-0.46 %



Precious Metals

1. Spot Precious Metals (LBMA/ LPPM)

(단위: USD)

	SPOT			LBMA / LPPM Price(구 London Fix)	
	현재가 (ASK)	고가	저가	AM	PM
	GOLD	4253.07	4362.59	4237.23	
SILVER	64.917	69.020	64.387		
PLATINUM	1716.09	1783.93	1706.08	1767.00	1779.00
PALLADIUM	1229.75	1259.72	1213.70	1228.00	1254.00

2. COMEX Futures

(단위: USD)

	시가 (OPEN)	고가 (HIGH)	저가 (LOW)	종가 (CLOSE)	변동폭 (CHG)	거래량 (VOL)	미결제 약정(O/I)		거래소 재고	
							금일	변동폭	금일재고	변동폭
GOLD AUG26	4355	4388.60	4259.90	4276.00	-87.40	112936	262389	-2765	28214400	-14411
SILVER JUL26	68.32	69.18	64.46	65.01	-3.58	45031	58216	-4381	318809623	-382355
PLATINUM JUL26	1759	1785.20	1700.90	1708.20	-47.10	16850	35963	-2938	452627	0
PALLADIUM SEP26	1223	1269.00	1213.50	1230.00	13.70	4892	16454	321	238242	0

3. TOCOM Futures

(단위: JPY)

	시가 (OPEN)	고가 (HIGH)	저가 (LOW)	종가 (CLOSE)	변동폭 (CHG)	거래량 (VOL)	미결제 약정(O/I)	
							금일	변동폭
GOLD APR27	22878.0	23054.0	22439.0	22473.0	-459.0	5362	13853	-179
SILVER APR27	0.0	0.0	0.0	0.0	0.0	0	12	0
PLATINUM APR27	8915	8966	8590	8593	-303	2128	7069	47
PALLADIUM APR27	0	0	0	0	0	0	0	0

4. SHFE Futures

SHFE	전일	금 일				금일 (\$/Toz)	변동폭 (\$/Toz)	거래량		
	SETTLE	시가	고가	저가	종가					
SHFE GOLD JUN6	951.42	947.48	952.62	945.62	949.08	949.08	140.14	-2.34	-11.11	190012

LBMA/LPPM PRECIOUS METAL PRICES

