

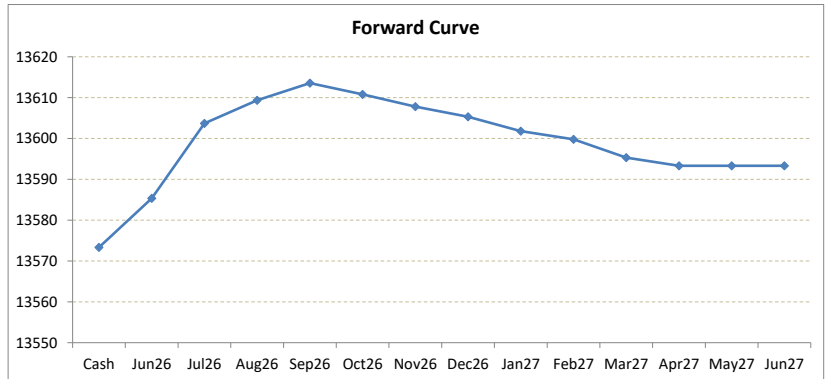
LME Valuation - Copper

Cash - 3M: 41.66c

Date: 2026-06-09

Cash 13573.34
3M 13615.00
 Jun26 13585.34
 Jul26 13603.69
 Aug26 13609.35
 Sep26 13613.56
 Oct26 13610.81
 Nov26 13607.81
 Dec26 13605.31
 Jan27 13601.81
 Feb27 13599.81
 Mar27 13595.31
 Apr27 13593.31
 May27 13593.31
 Jun27 13593.31

	Cash-Jun26	Cash-Jul26	Cash-Aug26	Cash-Sep26	Cash-Oct26	Cash-Nov26	Cash-Dec26	Cash-Jan27	Cash-Feb27	Cash-Mar27	Cash-Apr27	Cash-May27
Cash	12.00c	30.35c	36.01c	40.22c	37.47c	34.47c	31.97c	28.47c	26.47c	21.97c	19.97c	19.97c
	Jun26-3M	Jul26-3M	Aug26-3M	3M-Sep26	3M-Oct26	3M-Nov26	3M-Dec26	3M-Jan27	3M-Feb27	3M-Mar27	3M-Apr27	3M-May27
3M	29.66c	11.31c	5.65c	1.44b	4.19b	7.19b	9.69b	13.19b	15.19b	19.69b	21.69b	21.69b
	Jun26-Jul26	Jul26-Aug26	Aug26-Sep26	Sep26-Oct26	Oct26-Nov26	Nov26-Dec26	Dec26-Jan27	Jan27-Feb27	Feb27-Mar27	Mar27-Apr27	Apr27-May27	May27-Jun27
3rd wed	18.35c	5.66c	4.21c	2.75b	3.00b	2.50b	3.50b	2.00b	4.50b	2.00b	0.00b	0.00b
	Jul26	Aug26	Sep26	Oct26	Nov26	Dec26	Jan27	Feb27	Mar27	Apr27	May27	Jun27
Jun26	18.35c	24.01c	28.22c	25.47c	22.47c	19.97c	16.47c	14.47c	9.97c	7.97c	7.97c	7.97c
Jul26		5.66c	9.87c	7.12c	4.12c	1.62c	1.88b	3.88b	8.38b	10.38b	10.38b	10.38b
Aug26			4.21c	1.46c	1.54b	4.04b	7.54b	9.54b	14.04b	16.04b	16.04b	16.04b
Sep26				2.75b	5.75b	8.25b	11.75b	13.75b	18.25b	20.25b	20.25b	20.25b
Oct26					3.00b	5.50b	9.00b	11.00b	15.50b	17.50b	17.50b	17.50b
Nov26						2.50b	6.00b	8.00b	12.50b	14.50b	14.50b	14.50b
Dec26							3.50b	5.50b	10.00b	12.00b	12.00b	12.00b
Jan27								2.00b	6.50b	8.50b	8.50b	8.50b
Feb27									4.50b	6.50b	6.50b	6.50b
Mar27										2.00b	2.00b	2.00b
Apr27											0.00b	0.00b
May27												0.00b
Jun27												



*본 자료는 LME에서 공시하는 Valuation을 토대로 작성된 것으로 실제 거래 시의 스프레드와는 무관합니다.
 ** Source: Reuters



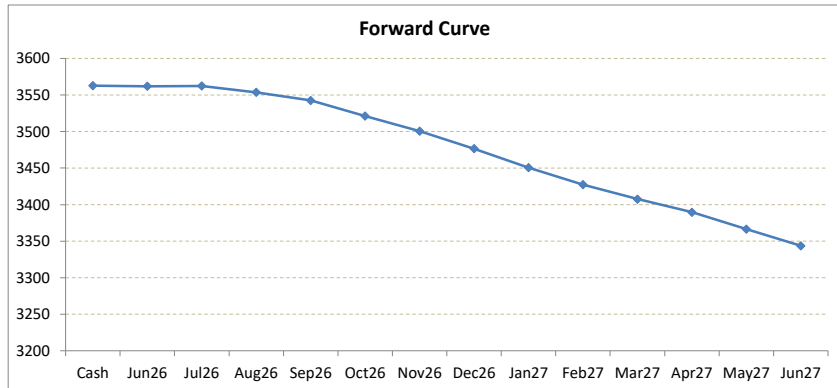
LME Valuation - Aluminium

Cash - 3M: **15.17b**

Date: **2026-06-09**

Cash 3562.67
3M 3547.50
 Jun26 **3561.93**
 Jul26 **3562.38**
 Aug26 **3553.76**
 Sep26 **3542.46**
 Oct26 **3521.21**
 Nov26 **3500.50**
 Dec26 **3476.50**
 Jan27 **3450.50**
 Feb27 **3427.25**
 Mar27 **3407.50**
 Apr27 **3389.50**
 May27 **3366.50**
 Jun27 **3343.50**

	Cash-Jun26	Cash-Jul26	Cash-Aug26	Cash-Sep26	Cash-Oct26	Cash-Nov26	Cash-Dec26	Cash-Jan27	Cash-Feb27	Cash-Mar27	Cash-Apr27	Cash-May27
Cash	0.74b	0.29b	8.91b	20.21b	41.46b	62.17b	86.17b	112.17b	135.42b	155.17b	173.17b	196.17b
	Jun26-3M	Jul26-3M	Aug26-3M	3M-Sep26	3M-Oct26	3M-Nov26	3M-Dec26	3M-Jan27	3M-Feb27	3M-Mar27	3M-Apr27	3M-May27
3M	14.43b	14.88b	6.26b	5.04b	26.29b	47.00b	71.00b	97.00b	120.25b	140.00b	158.00b	181.00b
	Jun26-Jul26	Jul26-Aug26	Aug26-Sep26	Sep26-Oct26	Oct26-Nov26	Nov26-Dec26	Dec26-Jan27	Jan27-Feb27	Feb27-Mar27	Mar27-Apr27	Apr27-May27	May27-Jun27
3rd wed	0.45c	8.62b	11.30b	21.25b	20.71b	24.00b	26.00b	23.25b	19.75b	18.00b	23.00b	23.00b
	Jul26	Aug26	Sep26	Oct26	Nov26	Dec26	Jan27	Feb27	Mar27	Apr27	May27	Jun27
Jun26	0.45c	8.17b	19.47b	40.72b	61.43b	85.43b	111.43b	134.68b	154.43b	172.43b	195.43b	218.43b
Mar27	Jul26	8.62b	19.92b	41.17b	61.88b	85.88b	111.88b	135.13b	154.88b	172.88b	195.88b	218.88b
Apr27	Aug26		11.30b	32.55b	53.26b	77.26b	103.26b	126.51b	146.26b	164.26b	187.26b	210.26b
May27	Sep26			21.25b	41.96b	65.96b	91.96b	115.21b	134.96b	152.96b	175.96b	198.96b
Jun27	Oct26				20.71b	44.71b	70.71b	93.96b	113.71b	131.71b	154.71b	177.71b
Nov26	Nov26					24.00b	50.00b	73.25b	93.00b	111.00b	134.00b	157.00b
Dec26	Dec26						26.00b	49.25b	69.00b	87.00b	110.00b	133.00b
Jan27	Jan27							23.25b	43.00b	61.00b	84.00b	107.00b
Feb27	Feb27								19.75b	37.75b	60.75b	83.75b
Mar27	Mar27									18.00b	41.00b	64.00b
Apr27	Apr27										23.00b	46.00b
May27	May27											23.00b
Jun27	Jun27											



*본 자료는 LME에서 공시하는 Valuation을 토대로 작성된 것으로 실제 거래 시의 스프레드와는 무관합니다.
 ** Source: Reuters

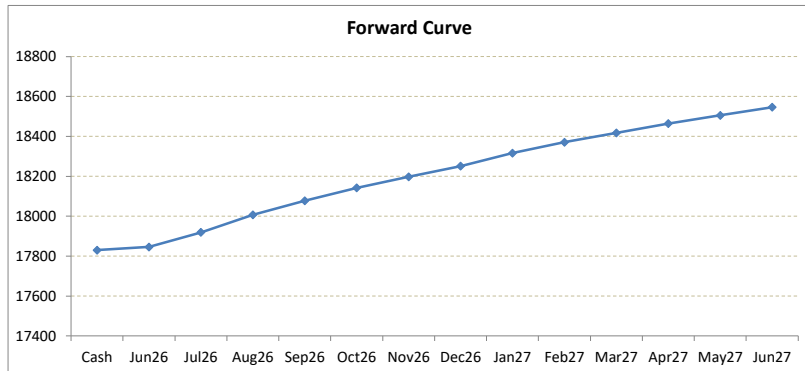
LME Valuation - Nickel

Cash - 3M: 234.29c

Date: 2026-06-09

	Cash	Jun26	Jul26	Aug26	Sep26	Oct26	Nov26	Dec26	Jan27	Feb27	Mar27	Apr27	May27	Jun27
Cash	17829.71													
3M	18064.00													
Jun26	17845.85													
Jul26	17919.32													
Aug26	18007.24													
Sep26	18077.41													
Oct26	18142.41													
Nov26	18197.41													
Dec26	18251.41													
Jan27	18316.41													
Feb27	18370.41													
Mar27	18417.41													
Apr27	18464.41													
May27	18505.41													
Jun27	18546.41													

	Cash	Jun26	Jul26	Aug26	Sep26	Oct26	Nov26	Dec26	Jan27	Feb27	Mar27	Apr27	May27	Jun27
Cash	16.14c	89.61c	177.53c	247.70c	312.70c	367.70c	421.70c	486.70c	540.70c	587.70c	634.70c	675.70c		
3M	218.15c	144.68c	56.76c	13.41c	78.41c	133.41c	187.41c	252.41c	306.41c	353.41c	400.41c	441.41c		
3rd wed	73.47c	87.92c	70.17c	65.00c	55.00c	54.00c	65.00c	54.00c	47.00c	47.00c	41.00c	41.00c		
Jun26	73.47c	161.39c	231.56c	296.56c	351.56c	405.56c	470.56c	524.56c	571.56c	618.56c	659.56c	700.56c		
Jul26		87.92c	158.09c	223.09c	278.09c	332.09c	397.09c	451.09c	498.09c	545.09c	586.09c	627.09c		
Aug26			70.17c	135.17c	190.17c	244.17c	309.17c	363.17c	410.17c	457.17c	498.17c	539.17c		
Sep26				65.00c	120.00c	174.00c	239.00c	293.00c	340.00c	387.00c	428.00c	469.00c		
Oct26					55.00c	109.00c	174.00c	228.00c	275.00c	322.00c	363.00c	404.00c		
Nov26						54.00c	119.00c	173.00c	220.00c	267.00c	308.00c	349.00c		
Dec26							65.00c	119.00c	166.00c	213.00c	254.00c	295.00c		
Jan27								54.00c	101.00c	148.00c	189.00c	230.00c		
Feb27									47.00c	94.00c	135.00c	176.00c		
Mar27										47.00c	88.00c	129.00c		
Apr27											41.00c	82.00c		
May27												41.00c		
Jun27													41.00c	



*본 자료는 LME에서 공시하는 Valuation을 토대로 작성된 것으로 실제 거래 시의 스프레드와는 무관합니다.
 ** Source: Reuters

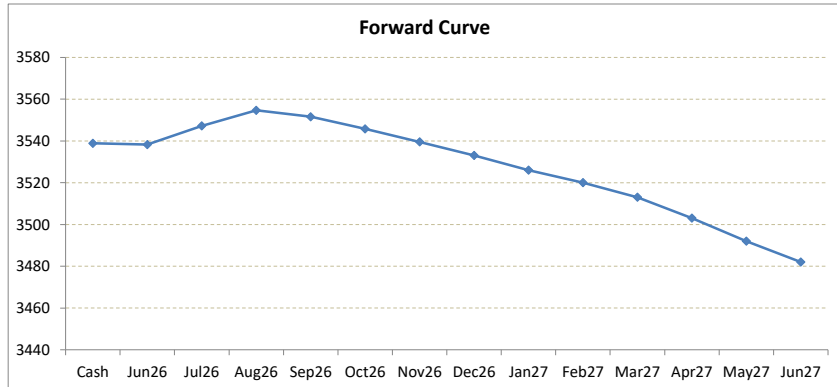
LME Valuation - Zinc

Cash - 3M: 16.64c

Date: 2026-06-09

Cash 3538.86
3M 3555.50
 Jun26 3538.23
 Jul26 3547.20
 Aug26 3554.70
 Sep26 3551.56
 Oct26 3545.81
 Nov26 3539.56
 Dec26 3533.06
 Jan27 3526.06
 Feb27 3520.06
 Mar27 3513.06
 Apr27 3503.06
 May27 3492.06
 Jun27 3482.06

	Cash-Jun26	Cash-Jul26	Cash-Aug26	Cash-Sep26	Cash-Oct26	Cash-Nov26	Cash-Dec26	Cash-Jan27	Cash-Feb27	Cash-Mar27	Cash-Apr27	Cash-May27
Cash	0.63b	8.34c	15.84c	12.70c	6.95c	0.70c	5.80b	12.80b	18.80b	25.80b	35.80b	46.80b
	Jun26-3M	Jul26-3M	Aug26-3M	3M-Sep26	3M-Oct26	3M-Nov26	3M-Dec26	3M-Jan27	3M-Feb27	3M-Mar27	3M-Apr27	3M-May27
3M	17.27c	8.30c	0.80c	3.94b	9.69b	15.94b	22.44b	29.44b	35.44b	42.44b	52.44b	63.44b
	Jun26-Jul26	Jul26-Aug26	Aug26-Sep26	Sep26-Oct26	Oct26-Nov26	Nov26-Dec26	Dec26-Jan27	Jan27-Feb27	Feb27-Mar27	Mar27-Apr27	Apr27-May27	May27-Jun27
3rd wed	8.97c	7.50c	3.14b	5.75b	6.25b	6.50b	7.00b	6.00b	7.00b	10.00b	11.00b	10.00b
	Jul26	Aug26	Sep26	Oct26	Nov26	Dec26	Jan27	Feb27	Mar27	Apr27	May27	Jun27
Jun26	8.97c	16.47c	13.33c	7.58c	1.33c	5.17b	12.17b	18.17b	25.17b	35.17b	46.17b	56.17b
Mar27	Jul26	7.50c	4.36c	1.39b	7.64b	14.14b	21.14b	27.14b	34.14b	44.14b	55.14b	65.14b
Apr27	Aug26	3.14b	8.89b	15.14b	21.64b	28.64b	34.64b	41.64b	51.64b	62.64b	72.64b	
May27	Sep26	5.75b	12.00b	18.50b	25.50b	31.50b	38.50b	48.50b	59.50b	69.50b		
Jun27	Oct26	6.25b	12.75b	19.75b	25.75b	32.75b	42.75b	53.75b	63.75b			
	Nov26	6.50b	13.50b	19.50b	26.50b	36.50b	47.50b	57.50b				
	Dec26	7.00b	13.00b	20.00b	30.00b	41.00b	51.00b					
	Jan27	6.00b	13.00b	23.00b	34.00b	44.00b						
	Feb27	7.00b	17.00b	28.00b	38.00b							
	Mar27	10.00b	21.00b	31.00b								
	Apr27	11.00b	21.00b									
	May27	10.00b										
	Jun27											



*본 자료는 LME에서 공시하는 Valuation을 토대로 작성된 것으로 실제 거래 시의 스프레드와는 무관합니다.
 ** Source: Reuters

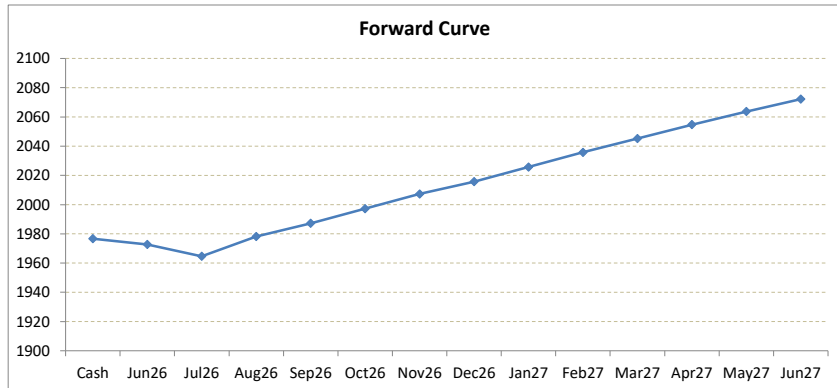
LME Valuation - Lead

Cash - 3M: 7.27c

Date: 2026-06-09

Cash 1976.73
3M 1984.00
 Jun26 1972.76
 Jul26 1964.63
 Aug26 1978.15
 Sep26 1987.23
 Oct26 1997.23
 Nov26 2007.23
 Dec26 2015.73
 Jan27 2025.73
 Feb27 2035.73
 Mar27 2045.23
 Apr27 2054.73
 May27 2063.73
 Jun27 2072.23

	Cash-Jun26	Cash-Jul26	Cash-Aug26	Cash-Sep26	Cash-Oct26	Cash-Nov26	Cash-Dec26	Cash-Jan27	Cash-Feb27	Cash-Mar27	Cash-Apr27	Cash-May27
Cash	3.97b	12.10b	1.42c	10.50c	20.50c	30.50c	39.00c	49.00c	59.00c	68.50c	78.00c	87.00c
	Jun26-3M	Jul26-3M	Aug26-3M	3M-Sep26	3M-Oct26	3M-Nov26	3M-Dec26	3M-Jan27	3M-Feb27	3M-Mar27	3M-Apr27	3M-May27
3M	11.24c	19.37c	5.85c	3.23c	13.23c	23.23c	31.73c	41.73c	51.73c	61.23c	70.73c	79.73c
	Jun26-Jul26	Jul26-Aug26	Aug26-Sep26	Sep26-Oct26	Oct26-Nov26	Nov26-Dec26	Dec26-Jan27	Jan27-Feb27	Feb27-Mar27	Mar27-Apr27	Apr27-May27	May27-Jun27
3rd wed	8.13b	13.52c	9.08c	10.00c	10.00c	8.50c	10.00c	10.00c	9.50c	9.50c	9.00c	8.50c
	Jul26	Aug26	Sep26	Oct26	Nov26	Dec26	Jan27	Feb27	Mar27	Apr27	May27	Jun27
Jun26	8.13b	5.39c	14.47c	24.47c	34.47c	42.97c	52.97c	62.97c	72.47c	81.97c	90.97c	99.47c
Mar27	Jul26	13.52c	22.60c	32.60c	42.60c	51.10c	61.10c	71.10c	80.60c	90.10c	99.10c	107.60c
Apr27	Aug26	9.08c	19.08c	29.08c	37.58c	47.58c	57.58c	67.08c	76.58c	85.58c	94.08c	
May27	Sep26		10.00c	20.00c	28.50c	38.50c	48.50c	58.00c	67.50c	76.50c	85.00c	
Jun27	Oct26			10.00c	18.50c	28.50c	38.50c	48.00c	57.50c	66.50c	75.00c	
	Nov26				8.50c	18.50c	28.50c	38.00c	47.50c	56.50c	65.00c	
	Dec26					10.00c	20.00c	29.50c	39.00c	48.00c	56.50c	
	Jan27						10.00c	19.50c	29.00c	38.00c	46.50c	
	Feb27							9.50c	19.00c	28.00c	36.50c	
	Mar27								9.50c	18.50c	27.00c	
	Apr27									9.00c	17.50c	
	May27										8.50c	
	Jun27											8.50c



*본 자료는 LME에서 공시하는 Valuation을 토대로 작성된 것으로 실제 거래 시의 스프레드와는 무관합니다.
 ** Source: Reuters

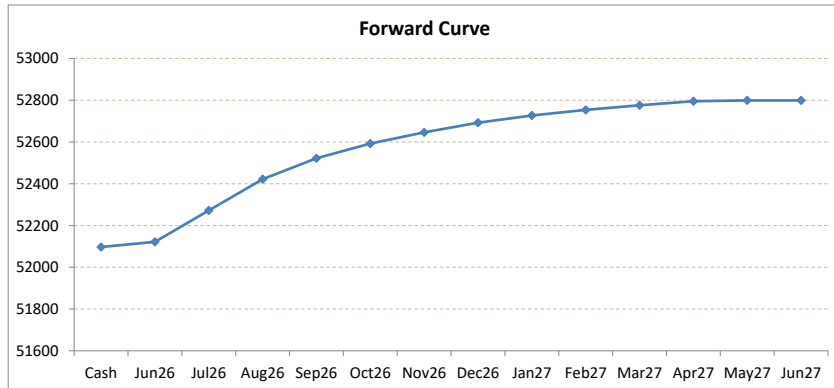
LME Valuation - Tin

Cash - 3M: 405.00c

Date: 2026-06-09

Cash 52097.00
3M 52502.00
 Jun26 52122.00
 Jul26 52272.00
 Aug26 52422.00
 Sep26 52522.00
 Oct26 52592.00
 Nov26 52646.00
 Dec26 52692.00
 Jan27 52727.00
 Feb27 52754.00
 Mar27 52776.00
 Apr27 52795.00
 May27 52799.00
 Jun27 52799.00

	Cash-Jun26	Cash-Jul26	Cash-Aug26	Cash-Sep26	Cash-Oct26	Cash-Nov26	Cash-Dec26	Cash-Jan27	Cash-Feb27	Cash-Mar27	Cash-Apr27	Cash-May27
Cash	25.00c	175.00c	325.00c	425.00c	495.00c	549.00c	595.00c	630.00c	657.00c	679.00c	698.00c	702.00c
	Jun26-3M	Jul26-3M	Aug26-3M	3M-Sep26	3M-Oct26	3M-Nov26	3M-Dec26	3M-Jan27	3M-Feb27	3M-Mar27	3M-Apr27	3M-May27
3M	380.00c	230.00c	80.00c	20.00c	90.00c	144.00c	190.00c	225.00c	252.00c	274.00c	293.00c	297.00c
	Jun26-Jul26	Jul26-Aug26	Aug26-Sep26	Sep26-Oct26	Oct26-Nov26	Nov26-Dec26	Dec26-Jan27	Jan27-Feb27	Feb27-Mar27	Mar27-Apr27	Apr27-May27	May27-Jun27
3rd wed	150.00c	150.00c	100.00c	70.00c	54.00c	46.00c	35.00c	27.00c	22.00c	19.00c	4.00c	0.00b
	Jul26	Aug26	Sep26	Oct26	Nov26	Dec26	Jan27	Feb27	Mar27	Apr27	May27	Jun27
Jun26	150.00c	300.00c	400.00c	470.00c	524.00c	570.00c	605.00c	632.00c	654.00c	673.00c	677.00c	677.00c
Jul26		150.00c	250.00c	320.00c	374.00c	420.00c	455.00c	482.00c	504.00c	523.00c	527.00c	527.00c
Aug26			100.00c	170.00c	224.00c	270.00c	305.00c	332.00c	354.00c	373.00c	377.00c	377.00c
Sep26				70.00c	124.00c	170.00c	205.00c	232.00c	254.00c	273.00c	277.00c	277.00c
Oct26					54.00c	100.00c	135.00c	162.00c	184.00c	203.00c	207.00c	207.00c
Nov26						46.00c	81.00c	108.00c	130.00c	149.00c	153.00c	153.00c
Dec26							35.00c	62.00c	84.00c	103.00c	107.00c	107.00c
Jan27								27.00c	49.00c	68.00c	72.00c	72.00c
Feb27									22.00c	41.00c	45.00c	45.00c
Mar27										19.00c	23.00c	23.00c
Apr27											4.00c	4.00c
May27												0.00b
Jun27												



*본 자료는 LME에서 공시하는 Valuation을 토대로 작성된 것으로 실제 거래 시의 스프레드와는 무관합니다.
 ** Source: Reuters