

LME Valuation - Copper

Cash - 3M: 3.84c

Date: 2026-06-02

Cash 14036.66

3M 14040.50

Jun26 14052.66

Jul26 14051.29

Aug26 14046.07

Sep26 14038.62

Oct26 14028.62

Nov26 14021.62

Dec26 14013.62

Jan27 14007.62

Feb27 14003.62

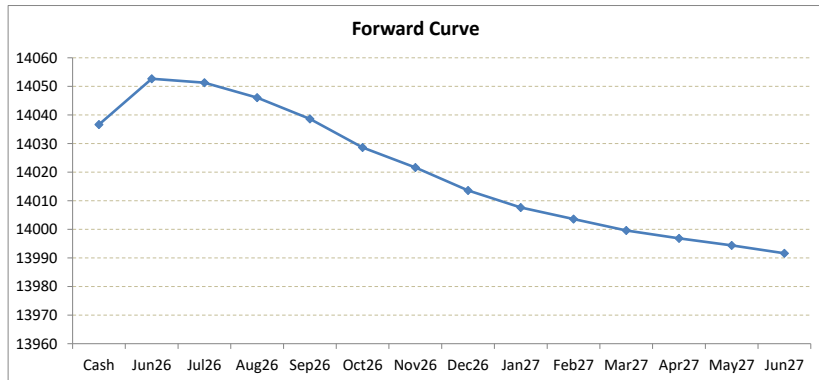
Mar27 13999.62

Apr27 13996.87

May27 13994.37

Jun27 13991.62

	Cash-Jun26	Cash-Jul26	Cash-Aug26	Cash-Sep26	Cash-Oct26	Cash-Nov26	Cash-Dec26	Cash-Jan27	Cash-Feb27	Cash-Mar27	Cash-Apr27	Cash-May27
Cash	16.00c	14.63c	9.41c	1.96c	8.04b	15.04b	23.04b	29.04b	33.04b	37.04b	39.79b	42.29b
	Jun26-3M	Jul26-3M	Aug26-3M	3M-Sep26	3M-Oct26	3M-Nov26	3M-Dec26	3M-Jan27	3M-Feb27	3M-Mar27	3M-Apr27	3M-May27
3M	12.16b	10.79b	5.57b	1.88b	11.88b	18.88b	26.88b	32.88b	36.88b	40.88b	43.63b	46.13b
	Jun26-Jul26	Jul26-Aug26	Aug26-Sep26	Sep26-Oct26	Oct26-Nov26	Nov26-Dec26	Dec26-Jan27	Jan27-Feb27	Feb27-Mar27	Mar27-Apr27	Apr27-May27	May27-Jun27
3rd wed	1.37b	5.22b	7.45b	10.00b	7.00b	8.00b	6.00b	4.00b	4.00b	2.75b	2.50b	2.75b
	Jul26	Aug26	Sep26	Oct26	Nov26	Dec26	Jan27	Feb27	Mar27	Apr27	May27	Jun27
Jun26	1.37b	6.59b	14.04b	24.04b	31.04b	39.04b	45.04b	49.04b	53.04b	55.79b	58.29b	61.04b
	Jul26	5.22b	12.67b	22.67b	29.67b	37.67b	43.67b	47.67b	51.67b	54.42b	56.92b	59.67b
		Aug26	7.45b	17.45b	24.45b	32.45b	38.45b	42.45b	46.45b	49.20b	51.70b	54.45b
			Sep26	10.00b	17.00b	25.00b	31.00b	35.00b	39.00b	41.75b	44.25b	47.00b
				Oct26	7.00b	15.00b	21.00b	25.00b	29.00b	31.75b	34.25b	37.00b
					Nov26	8.00b	14.00b	18.00b	22.00b	24.75b	27.25b	30.00b
						Dec26	6.00b	10.00b	14.00b	16.75b	19.25b	22.00b
							Jan27	4.00b	8.00b	10.75b	13.25b	16.00b
								Feb27	4.00b	6.75b	9.25b	12.00b
									Mar27	2.75b	5.25b	8.00b
										Apr27	2.50b	5.25b
											May27	2.75b
												Jun27



*본 자료는 LME에서 공시하는 Valuation을 토대로 작성된 것으로 실제 거래 시의 스프레드와는 무관합니다.
 ** Source: Reuters

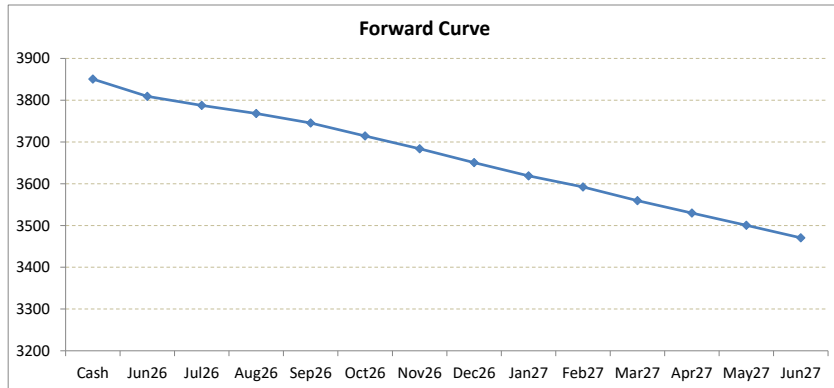
LME Valuation - Aluminium

Cash - 3M: **98.09b**

Date: **2026-06-02**

Cash 3850.59
3M 3752.50
 Jun26 **3809.17**
 Jul26 **3787.64**
 Aug26 **3768.19**
 Sep26 **3745.33**
 Oct26 **3714.50**
 Nov26 **3683.75**
 Dec26 **3650.50**
 Jan27 **3618.75**
 Feb27 **3592.25**
 Mar27 **3559.50**
 Apr27 **3530.00**
 May27 **3500.50**
 Jun27 **3470.50**

	Cash-Jun26	Cash-Jul26	Cash-Aug26	Cash-Sep26	Cash-Oct26	Cash-Nov26	Cash-Dec26	Cash-Jan27	Cash-Feb27	Cash-Mar27	Cash-Apr27	Cash-May27
Cash	41.42b	62.95b	82.40b	105.26b	136.09b	166.84b	200.09b	231.84b	258.34b	291.09b	320.59b	350.09b
	Jun26-3M	Jul26-3M	Aug26-3M	3M-Sep26	3M-Oct26	3M-Nov26	3M-Dec26	3M-Jan27	3M-Feb27	3M-Mar27	3M-Apr27	3M-May27
3M	56.67b	35.14b	15.69b	7.17b	38.00b	68.75b	102.00b	133.75b	160.25b	193.00b	222.50b	252.00b
	Jun26-Jul26	Jul26-Aug26	Aug26-Sep26	Sep26-Oct26	Oct26-Nov26	Nov26-Dec26	Dec26-Jan27	Jan27-Feb27	Feb27-Mar27	Mar27-Apr27	Apr27-May27	May27-Jun27
3rd wed	21.53b	19.45b	22.86b	30.83b	30.75b	33.25b	31.75b	26.50b	32.75b	29.50b	29.50b	30.00b
	Jul26	Aug26	Sep26	Oct26	Nov26	Dec26	Jan27	Feb27	Mar27	Apr27	May27	Jun27
Jun26	21.53b	40.98b	63.84b	94.67b	125.42b	158.67b	190.42b	216.92b	249.67b	279.17b	308.67b	338.67b
Mar27	Jul26	19.45b	42.31b	73.14b	103.89b	137.14b	168.89b	195.39b	228.14b	257.64b	287.14b	317.14b
Apr27	Aug26	22.86b	53.69b	84.44b	117.69b	149.44b	175.94b	208.69b	238.19b	267.69b	297.69b	
May27	Sep26		30.83b	61.58b	94.83b	126.58b	153.08b	185.83b	215.33b	244.83b	274.83b	
Jun27	Oct26		30.75b	64.00b	95.75b	122.25b	155.00b	184.50b	214.00b	244.00b		
	Nov26		33.25b	65.00b	91.50b	124.25b	153.75b	183.25b	213.25b			
	Dec26		31.75b	58.25b	91.00b	120.50b	150.00b	180.00b				
	Jan27		26.50b	59.25b	88.75b	118.25b	148.25b					
	Feb27		32.75b	62.25b	91.75b	121.75b						
	Mar27		29.50b	59.00b	89.00b							
	Apr27		29.50b	59.50b								
	May27			30.00b								
	Jun27											



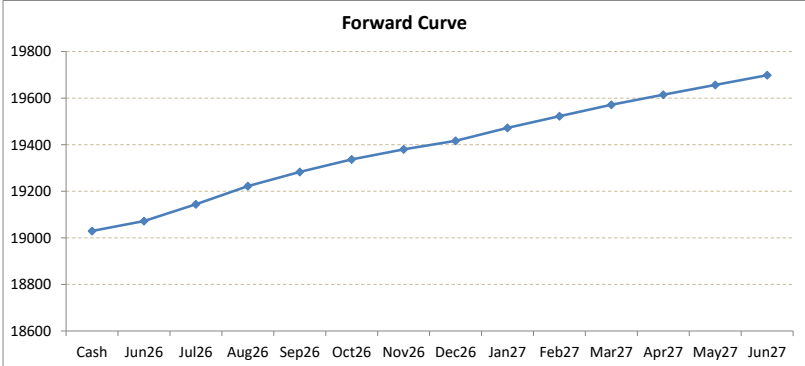
*본 자료는 LME에서 공시하는 Valuation을 토대로 작성된 것으로 실제 거래 시의 스프레드와는 무관합니다.
 ** Source: Reuters

LME Valuation - Nickel

Cash - 3M: 218.40c

Date: 2026-06-02

Cash	19029.60	Cash-Jun26	Cash-Jul26	Cash-Aug26	Cash-Sep26	Cash-Oct26	Cash-Nov26	Cash-Dec26	Cash-Jan27	Cash-Feb27	Cash-Mar27	Cash-Apr27	Cash-May27
3M	19248.00	Cash											
Jun26	19072.10	42.50c	114.76c	192.56c	253.13c	307.13c	350.13c	386.76c	442.76c	492.76c	541.76c	584.76c	626.76c
Jul26	19144.36	3M											
Aug26	19222.16	175.90c	103.64c	25.84c	34.73c	88.73c	131.73c	168.36c	224.36c	274.36c	323.36c	366.36c	408.36c
Sep26	19282.73	3M											
Oct26	19336.73	3rd wed											
Nov26	19379.73	72.26c	77.80c	60.57c	54.00c	43.00c	36.63c	56.00c	50.00c	49.00c	43.00c	42.00c	42.00c
Dec26	19416.36	3rd wed											
Jan27	19472.36	3rd wed											
Feb27	19522.36	3rd wed											
Mar27	19571.36	3rd wed											
Apr27	19614.36	3rd wed											
May27	19656.36	3rd wed											
Jun27	19698.36	3rd wed											



*본 자료는 LME에서 공시하는 Valuation을 토대로 작성된 것으로 실제 거래 시의 스프레드와는 무관합니다.

** Source: Reuters

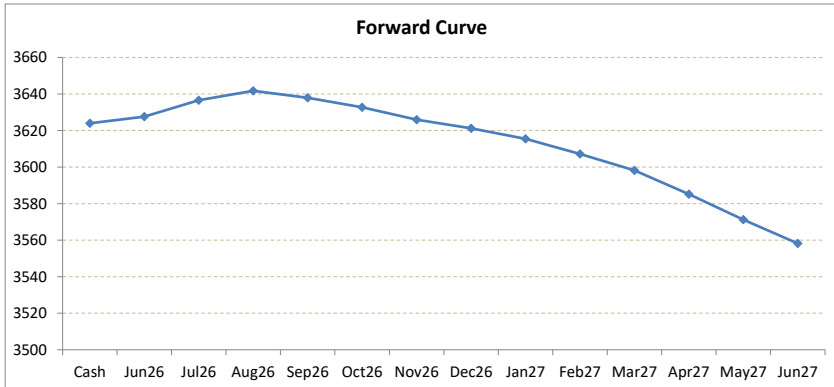
LME Valuation - Zinc

Cash - 3M: 17.51c

Date: 2026-06-02

Cash 3623.99
3M 3641.50
 Jun26 3627.57
 Jul26 3636.56
 Aug26 3641.73
 Sep26 3637.94
 Oct26 3632.69
 Nov26 3625.94
 Dec26 3621.19
 Jan27 3615.44
 Feb27 3607.19
 Mar27 3598.19
 Apr27 3585.19
 May27 3571.19
 Jun27 3558.19

	Cash-Jun26	Cash-Jul26	Cash-Aug26	Cash-Sep26	Cash-Oct26	Cash-Nov26	Cash-Dec26	Cash-Jan27	Cash-Feb27	Cash-Mar27	Cash-Apr27	Cash-May27
Cash	3.58c	12.57c	17.74c	13.95c	8.70c	1.95c	2.80b	8.55b	16.80b	25.80b	38.80b	52.80b
	Jun26-3M	Jul26-3M	Aug26-3M	3M-Sep26	3M-Oct26	3M-Nov26	3M-Dec26	3M-Jan27	3M-Feb27	3M-Mar27	3M-Apr27	3M-May27
3M	13.93c	4.94c	0.23b	3.56b	8.81b	15.56b	20.31b	26.06b	34.31b	43.31b	56.31b	70.31b
	Jun26-Jul26	Jul26-Aug26	Aug26-Sep26	Sep26-Oct26	Oct26-Nov26	Nov26-Dec26	Dec26-Jan27	Jan27-Feb27	Feb27-Mar27	Mar27-Apr27	Apr27-May27	May27-Jun27
3rd wed	8.99c	5.17c	3.79b	5.25b	6.75b	4.75b	5.75b	8.25b	9.00b	13.00b	14.00b	13.00b
	Jul26	Aug26	Sep26	Oct26	Nov26	Dec26	Jan27	Feb27	Mar27	Apr27	May27	Jun27
Jun26	8.99c	14.16c	10.37c	5.12c	1.63b	6.38b	12.13b	20.38b	29.38b	42.38b	56.38b	69.38b
Mar27	Jul26	5.17c	1.38c	3.87b	10.62b	15.37b	21.12b	29.37b	38.37b	51.37b	65.37b	78.37b
Apr27	Aug26	3.79b	9.04b	15.79b	20.54b	26.29b	34.54b	43.54b	56.54b	70.54b	83.54b	
May27	Sep26	5.25b	12.00b	16.75b	22.50b	30.75b	39.75b	52.75b	66.75b	79.75b		
Jun27	Oct26	6.75b	11.50b	17.25b	25.50b	34.50b	47.50b	61.50b	74.50b			
	Nov26	4.75b	10.50b	18.75b	27.75b	40.75b	54.75b	67.75b				
	Dec26	5.75b	14.00b	23.00b	36.00b	50.00b	63.00b					
	Jan27	8.25b	17.25b	30.25b	44.25b	57.25b						
	Feb27	9.00b	22.00b	36.00b	49.00b							
	Mar27	13.00b	27.00b	40.00b								
	Apr27	14.00b	27.00b									
	May27		13.00b									
	Jun27											



*본 자료는 LME에서 공시하는 Valuation을 토대로 작성된 것으로 실제 거래 시의 스프레드와는 무관합니다.
 ** Source: Reuters

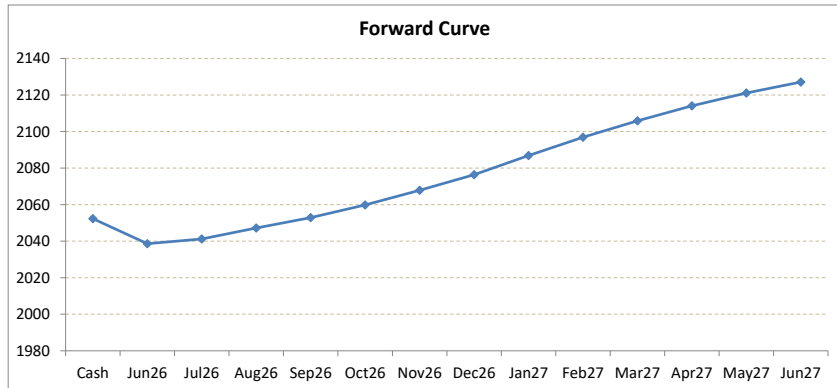
LME Valuation - Lead

Cash - 3M: **7.80b**

Date: **2026-06-02**

Cash 2052.30
3M 2044.50
 Jun26 **2038.62**
 Jul26 **2041.18**
 Aug26 **2047.17**
 Sep26 **2052.84**
 Oct26 **2059.84**
 Nov26 **2067.84**
 Dec26 **2076.34**
 Jan27 **2086.84**
 Feb27 **2096.84**
 Mar27 **2105.84**
 Apr27 **2114.09**
 May27 **2121.09**
 Jun27 **2127.09**

	Cash-Jun26	Cash-Jul26	Cash-Aug26	Cash-Sep26	Cash-Oct26	Cash-Nov26	Cash-Dec26	Cash-Jan27	Cash-Feb27	Cash-Mar27	Cash-Apr27	Cash-May27
Cash	13.68b	11.12b	5.13b	0.54c	7.54c	15.54c	24.04c	34.54c	44.54c	53.54c	61.79c	68.79c
	Jun26-3M	Jul26-3M	Aug26-3M	3M-Sep26	3M-Oct26	3M-Nov26	3M-Dec26	3M-Jan27	3M-Feb27	3M-Mar27	3M-Apr27	3M-May27
3M	5.88c	3.32c	2.67b	8.34c	15.34c	23.34c	31.84c	42.34c	52.34c	61.34c	69.59c	76.59c
	Jun26-Jul26	Jul26-Aug26	Aug26-Sep26	Sep26-Oct26	Oct26-Nov26	Nov26-Dec26	Dec26-Jan27	Jan27-Feb27	Feb27-Mar27	Mar27-Apr27	Apr27-May27	May27-Jun27
3rd wed	2.56c	5.99c	5.67c	7.00c	8.00c	8.50c	10.50c	10.00c	9.00c	8.25c	7.00c	6.00c
	Jul26	Aug26	Sep26	Oct26	Nov26	Dec26	Jan27	Feb27	Mar27	Apr27	May27	Jun27
Jun26	2.56c	8.55c	14.22c	21.22c	29.22c	37.72c	48.22c	58.22c	67.22c	75.47c	82.47c	88.47c
Mar27	Jul26	5.99c	11.66c	18.66c	26.66c	35.16c	45.66c	55.66c	64.66c	72.91c	79.91c	85.91c
Apr27	Aug26	5.67c	12.67c	20.67c	29.17c	39.67c	49.67c	58.67c	66.92c	73.92c	79.92c	
May27	Sep26	7.00c	15.00c	23.50c	34.00c	44.00c	53.00c	61.25c	68.25c	74.25c		
Jun27	Oct26	8.00c	16.50c	27.00c	37.00c	46.00c	54.25c	61.25c	67.25c			
	Nov26	8.50c	19.00c	29.00c	38.00c	46.25c	53.25c	59.25c				
	Dec26	10.50c	20.50c	29.50c	37.75c	44.75c	50.75c					
	Jan27	10.00c	19.00c	27.25c	34.25c	40.25c						
	Feb27	9.00c	17.25c	24.25c	30.25c							
	Mar27	8.25c	15.25c	21.25c								
	Apr27	7.00c	13.00c									
	May27	6.00c										
	Jun27											



*본 자료는 LME에서 공시하는 Valuation을 토대로 작성된 것으로 실제 거래 시의 스프레드와는 무관합니다.
 ** Source: Reuters



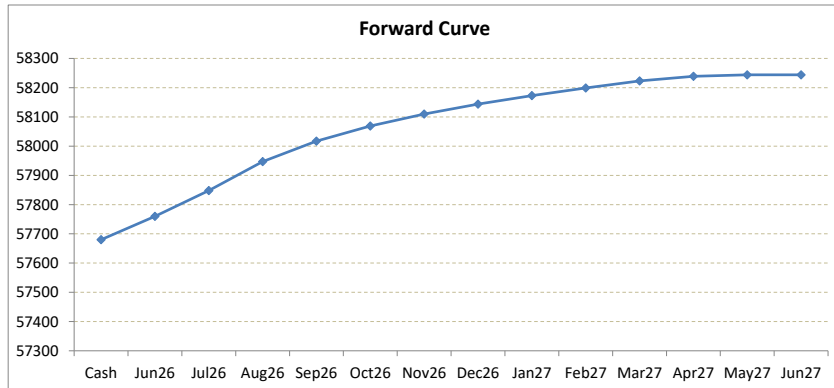
LME Valuation - Tin

Cash - 3M: 280.00c

Date: 2026-06-02

Cash 57680.00
3M 57960.00
 Jun26 57760.00
 Jul26 57848.00
 Aug26 57947.00
 Sep26 58017.00
 Oct26 58069.00
 Nov26 58110.00
 Dec26 58144.00
 Jan27 58173.00
 Feb27 58199.00
 Mar27 58223.00
 Apr27 58239.00
 May27 58244.00
 Jun27 58244.00

	Cash-Jun26	Cash-Jul26	Cash-Aug26	Cash-Sep26	Cash-Oct26	Cash-Nov26	Cash-Dec26	Cash-Jan27	Cash-Feb27	Cash-Mar27	Cash-Apr27	Cash-May27
Cash	80.00c	168.00c	267.00c	337.00c	389.00c	430.00c	464.00c	493.00c	519.00c	543.00c	559.00c	564.00c
	Jun26-3M	Jul26-3M	Aug26-3M	3M-Sep26	3M-Oct26	3M-Nov26	3M-Dec26	3M-Jan27	3M-Feb27	3M-Mar27	3M-Apr27	3M-May27
3M	200.00c	112.00c	13.00c	57.00c	109.00c	150.00c	184.00c	213.00c	239.00c	263.00c	279.00c	284.00c
	Jun26-Jul26	Jul26-Aug26	Aug26-Sep26	Sep26-Oct26	Oct26-Nov26	Nov26-Dec26	Dec26-Jan27	Jan27-Feb27	Feb27-Mar27	Mar27-Apr27	Apr27-May27	May27-Jun27
3rd wed	88.00c	99.00c	70.00c	52.00c	41.00c	34.00c	29.00c	26.00c	24.00c	16.00c	5.00c	0.00b
	Jul26	Aug26	Sep26	Oct26	Nov26	Dec26	Jan27	Feb27	Mar27	Apr27	May27	Jun27
Jun26	88.00c	187.00c	257.00c	309.00c	350.00c	384.00c	413.00c	439.00c	463.00c	479.00c	484.00c	484.00c
	Jul26	99.00c	169.00c	221.00c	262.00c	296.00c	325.00c	351.00c	375.00c	391.00c	396.00c	396.00c
		Aug26	70.00c	122.00c	163.00c	197.00c	226.00c	252.00c	276.00c	292.00c	297.00c	297.00c
			Sep26	52.00c	93.00c	127.00c	156.00c	182.00c	206.00c	222.00c	227.00c	227.00c
				Oct26	41.00c	75.00c	104.00c	130.00c	154.00c	170.00c	175.00c	175.00c
					Nov26	34.00c	63.00c	89.00c	113.00c	129.00c	134.00c	134.00c
						Dec26	29.00c	55.00c	79.00c	95.00c	100.00c	100.00c
							Jan27	26.00c	50.00c	66.00c	71.00c	71.00c
								Feb27	24.00c	40.00c	45.00c	45.00c
									Mar27	16.00c	21.00c	21.00c
										Apr27	5.00c	5.00c
											May27	0.00b
												Jun27



*본 자료는 LME에서 공시하는 Valuation을 토대로 작성된 것으로 실제 거래 시의 스프레드와는 무관합니다.
 ** Source: Reuters