

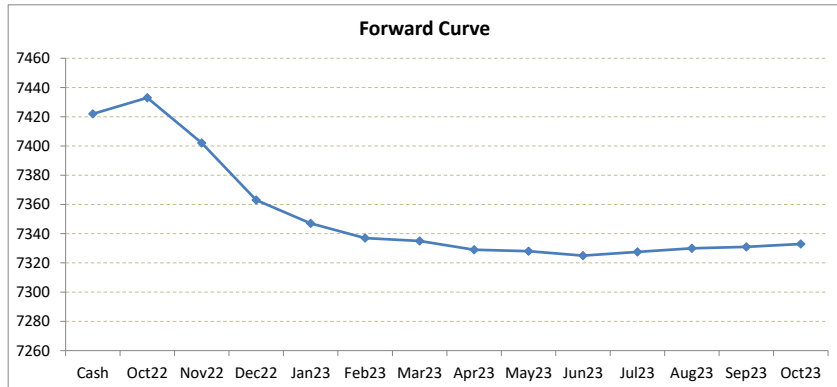
LME Valuation - Copper

Cash - 3M: **69.00b**

Date: **2022-09-27**

Cash 7422.00
3M 7353.00
 Oct22 7433.00
 Nov22 7402.00
 Dec22 7363.00
 Jan23 7347.00
 Feb23 7337.00
 Mar23 7335.00
 Apr23 7329.00
 May23 7328.00
 Jun23 7325.00
 Jul23 7327.50
 Aug23 7330.00
 Sep23 7331.00
 Oct23 7333.00

	Cash-Oct22	Cash-Nov22	Cash-Dec22	Cash-Jan23	Cash-Feb23	Cash-Mar23	Cash-Apr23	Cash-May23	Cash-Jun23	Cash-Jul23	Cash-Aug23	Cash-Sep23
Cash	11.00c	20.00b	59.00b	75.00b	85.00b	87.00b	93.00b	94.00b	97.00b	94.50b	92.00b	91.00b
	Oct22-3M	Nov22-3M	Dec22-3M	3M-Jan23	3M-Feb23	3M-Mar23	3M-Apr23	3M-May23	3M-Jun23	3M-Jul23	3M-Aug23	3M-Sep23
3M	80.00b	49.00b	10.00b	6.00b	16.00b	18.00b	24.00b	25.00b	28.00b	25.50b	23.00b	22.00b
	Oct22-Nov22	Nov22-Dec22	Dec22-Jan23	Jan23-Feb23	Feb23-Mar23	Mar23-Apr23	Apr23-May23	May23-Jun23	Jun23-Jul23	Jul23-Aug23	Aug23-Sep23	Sep23-Oct23
3rd wed	31.00b	39.00b	16.00b	10.00b	2.00b	6.00b	1.00b	3.00b	2.50c	2.50c	1.00c	2.00c
	Nov22	Dec22	Jan23	Feb23	Mar23	Apr23	May23	Jun23	Jul23	Aug23	Sep23	Oct23
Oct22	31.00b	70.00b	86.00b	96.00b	98.00b	104.00b	105.00b	108.00b	105.50b	103.00b	102.00b	100.00b
	Nov22	Dec22	Jan23	Feb23	Mar23	Apr23	May23	Jun23	Jul23	Aug23	Sep23	Oct23
Nov22		39.00b	55.00b	65.00b	67.00b	73.00b	74.00b	77.00b	74.50b	72.00b	71.00b	69.00b
	Nov22	Dec22	Jan23	Feb23	Mar23	Apr23	May23	Jun23	Jul23	Aug23	Sep23	Oct23
Dec22			16.00b	26.00b	28.00b	34.00b	35.00b	38.00b	35.50b	33.00b	32.00b	30.00b
	Nov22	Dec22	Jan23	Feb23	Mar23	Apr23	May23	Jun23	Jul23	Aug23	Sep23	Oct23
Jan23				10.00b	12.00b	18.00b	19.00b	22.00b	19.50b	17.00b	16.00b	14.00b
	Nov22	Dec22	Jan23	Feb23	Mar23	Apr23	May23	Jun23	Jul23	Aug23	Sep23	Oct23
Feb23					2.00b	8.00b	9.00b	12.00b	9.50b	7.00b	6.00b	4.00b
	Nov22	Dec22	Jan23	Feb23	Mar23	Apr23	May23	Jun23	Jul23	Aug23	Sep23	Oct23
Mar23						6.00b	7.00b	10.00b	7.50b	5.00b	4.00b	2.00b
	Nov22	Dec22	Jan23	Feb23	Mar23	Apr23	May23	Jun23	Jul23	Aug23	Sep23	Oct23
Apr23							1.00b	4.00b	1.50b	1.00c	2.00c	4.00c
	Nov22	Dec22	Jan23	Feb23	Mar23	Apr23	May23	Jun23	Jul23	Aug23	Sep23	Oct23
May23								3.00b	0.50b	2.00c	3.00c	5.00c
	Nov22	Dec22	Jan23	Feb23	Mar23	Apr23	May23	Jun23	Jul23	Aug23	Sep23	Oct23
Jun23									2.50c	5.00c	6.00c	8.00c
	Nov22	Dec22	Jan23	Feb23	Mar23	Apr23	May23	Jun23	Jul23	Aug23	Sep23	Oct23
Jul23										2.50c	3.50c	5.50c
	Nov22	Dec22	Jan23	Feb23	Mar23	Apr23	May23	Jun23	Jul23	Aug23	Sep23	Oct23
Aug23											1.00c	3.00c
	Nov22	Dec22	Jan23	Feb23	Mar23	Apr23	May23	Jun23	Jul23	Aug23	Sep23	Oct23
Sep23												2.00c
	Nov22	Dec22	Jan23	Feb23	Mar23	Apr23	May23	Jun23	Jul23	Aug23	Sep23	Oct23
Oct23												



*본 자료는 LME에서 공시하는 Valuation을 토대로 작성된 것으로 실제 거래 시의 스프레드와는 무관합니다.
 ** Source: Reuters

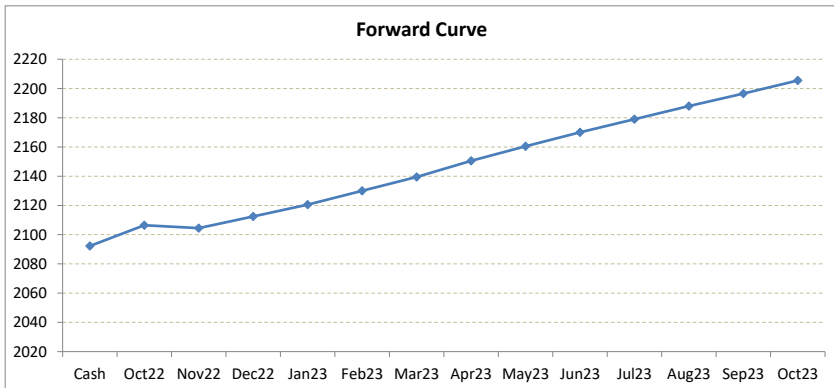
LME Valuation - Aluminium

Cash - 3M: 21.75c

Date: 2022-09-27

Cash 2092.25
3M 2114.00
 Oct22 **2106.50**
 Nov22 **2104.50**
 Dec22 **2112.50**
 Jan23 **2120.50**
 Feb23 **2130.00**
 Mar23 **2139.50**
 Apr23 **2150.50**
 May23 **2160.50**
 Jun23 **2170.00**
 Jul23 **2179.00**
 Aug23 **2188.00**
 Sep23 **2196.50**
 Oct23 **2205.50**

	Cash-Oct22	Cash-Nov22	Cash-Dec22	Cash-Jan23	Cash-Feb23	Cash-Mar23	Cash-Apr23	Cash-May23	Cash-Jun23	Cash-Jul23	Cash-Aug23	Cash-Sep23
Cash	14.25c	12.25c	20.25c	28.25c	37.75c	47.25c	58.25c	68.25c	77.75c	86.75c	95.75c	104.25c
	Oct22-3M	Nov22-3M	Dec22-3M	3M-Jan23	3M-Feb23	3M-Mar23	3M-Apr23	3M-May23	3M-Jun23	3M-Jul23	3M-Aug23	3M-Sep23
3M	7.50c	9.50c	1.50c	6.50c	16.00c	25.50c	36.50c	46.50c	56.00c	65.00c	74.00c	82.50c
	Oct22-Nov22	Nov22-Dec22	Dec22-Jan23	Jan23-Feb23	Feb23-Mar23	Mar23-Apr23	Apr23-May23	May23-Jun23	Jun23-Jul23	Jul23-Aug23	Aug23-Sep23	Sep23-Oct23
3rd wed	2.00b	8.00c	8.00c	9.50c	9.50c	11.00c	10.00c	9.50c	9.00c	9.00c	8.50c	9.00c
	Nov22	Dec22	Jan23	Feb23	Mar23	Apr23	May23	Jun23	Jul23	Aug23	Sep23	Oct23
Oct22	2.00b	6.00c	14.00c	23.50c	33.00c	44.00c	54.00c	63.50c	72.50c	81.50c	90.00c	99.00c
	Nov22	Dec22	Jan23	Feb23	Mar23	Apr23	May23	Jun23	Jul23	Aug23	Sep23	Oct23
Nov22		8.00c	16.00c	25.50c	35.00c	46.00c	56.00c	65.50c	74.50c	83.50c	92.00c	101.00c
	Nov22	Dec22	Jan23	Feb23	Mar23	Apr23	May23	Jun23	Jul23	Aug23	Sep23	Oct23
Dec22			8.00c	17.50c	27.00c	38.00c	48.00c	57.50c	66.50c	75.50c	84.00c	93.00c
	Nov22	Dec22	Jan23	Feb23	Mar23	Apr23	May23	Jun23	Jul23	Aug23	Sep23	Oct23
Jan23				9.50c	19.00c	30.00c	40.00c	49.50c	58.50c	67.50c	76.00c	85.00c
	Nov22	Dec22	Jan23	Feb23	Mar23	Apr23	May23	Jun23	Jul23	Aug23	Sep23	Oct23
Feb23					9.50c	20.50c	30.50c	40.00c	49.00c	58.00c	66.50c	75.50c
	Nov22	Dec22	Jan23	Feb23	Mar23	Apr23	May23	Jun23	Jul23	Aug23	Sep23	Oct23
Mar23						11.00c	21.00c	30.50c	39.50c	48.50c	57.00c	66.00c
	Nov22	Dec22	Jan23	Feb23	Mar23	Apr23	May23	Jun23	Jul23	Aug23	Sep23	Oct23
Apr23							10.00c	19.50c	28.50c	37.50c	46.00c	55.00c
	Nov22	Dec22	Jan23	Feb23	Mar23	Apr23	May23	Jun23	Jul23	Aug23	Sep23	Oct23
May23								9.50c	18.50c	27.50c	36.00c	45.00c
	Nov22	Dec22	Jan23	Feb23	Mar23	Apr23	May23	Jun23	Jul23	Aug23	Sep23	Oct23
Jun23									9.00c	18.00c	26.50c	35.50c
	Nov22	Dec22	Jan23	Feb23	Mar23	Apr23	May23	Jun23	Jul23	Aug23	Sep23	Oct23
Jul23										9.00c	17.50c	26.50c
	Nov22	Dec22	Jan23	Feb23	Mar23	Apr23	May23	Jun23	Jul23	Aug23	Sep23	Oct23
Aug23											8.50c	17.50c
	Nov22	Dec22	Jan23	Feb23	Mar23	Apr23	May23	Jun23	Jul23	Aug23	Sep23	Oct23
Sep23												9.00c
	Nov22	Dec22	Jan23	Feb23	Mar23	Apr23	May23	Jun23	Jul23	Aug23	Sep23	Oct23
Oct23												



*본 자료는 LME에서 공시하는 Valuation을 토대로 작성된 것으로 실제 거래 시의 스프레드와는 무관합니다.

** Source: Reuters

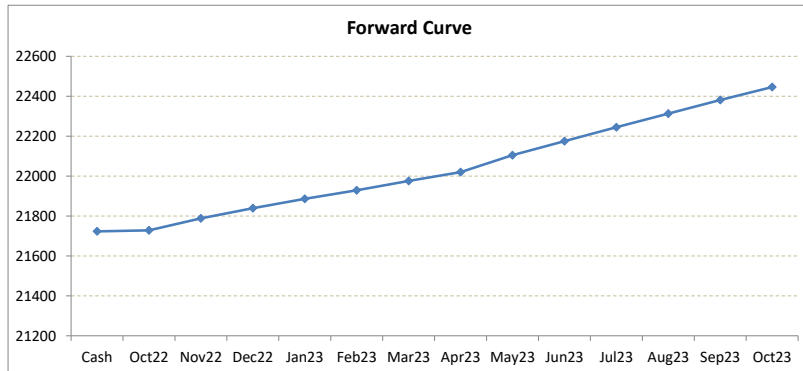
LME Valuation - Nickel

Cash - 3M: 135.00c

Date: 2022-09-27

Cash 21723.00
3M 21858.00
 Oct22 **21728.00**
 Nov22 **21788.00**
 Dec22 **21839.00**
 Jan23 **21886.00**
 Feb23 **21929.00**
 Mar23 **21976.00**
 Apr23 **22020.00**
 May23 **22105.00**
 Jun23 **22175.00**
 Jul23 **22245.00**
 Aug23 **22313.00**
 Sep23 **22381.00**
 Oct23 **22446.00**

	Cash-Oct22	Cash-Nov22	Cash-Dec22	Cash-Jan23	Cash-Feb23	Cash-Mar23	Cash-Apr23	Cash-May23	Cash-Jun23	Cash-Jul23	Cash-Aug23	Cash-Sep23
Cash	5.00c	65.00c	116.00c	163.00c	206.00c	253.00c	297.00c	382.00c	452.00c	522.00c	590.00c	658.00c
	Oct22-3M	Nov22-3M	Dec22-3M	3M-Jan23	3M-Feb23	3M-Mar23	3M-Apr23	3M-May23	3M-Jun23	3M-Jul23	3M-Aug23	3M-Sep23
3M	130.00c	70.00c	19.00c	28.00c	71.00c	118.00c	162.00c	247.00c	317.00c	387.00c	455.00c	523.00c
	Oct22-Nov22	Nov22-Dec22	Dec22-Jan23	Jan23-Feb23	Feb23-Mar23	Mar23-Apr23	Apr23-May23	May23-Jun23	Jun23-Jul23	Jul23-Aug23	Aug23-Sep23	Sep23-Oct23
3rd wed	60.00c	51.00c	47.00c	43.00c	47.00c	44.00c	85.00c	70.00c	70.00c	68.00c	68.00c	65.00c
	Nov22	Dec22	Jan23	Feb23	Mar23	Apr23	May23	Jun23	Jul23	Aug23	Sep23	Oct23
Oct22	60.00c	111.00c	158.00c	201.00c	248.00c	292.00c	377.00c	447.00c	517.00c	585.00c	653.00c	718.00c
	Nov22	51.00c	98.00c	141.00c	188.00c	232.00c	317.00c	387.00c	457.00c	525.00c	593.00c	658.00c
		Dec22	47.00c	90.00c	137.00c	181.00c	266.00c	336.00c	406.00c	474.00c	542.00c	607.00c
			Jan23	43.00c	90.00c	134.00c	219.00c	289.00c	359.00c	427.00c	495.00c	560.00c
				Feb23	47.00c	91.00c	176.00c	246.00c	316.00c	384.00c	452.00c	517.00c
					Mar23	44.00c	129.00c	199.00c	269.00c	337.00c	405.00c	470.00c
						Apr23	85.00c	155.00c	225.00c	293.00c	361.00c	426.00c
							May23	70.00c	140.00c	208.00c	276.00c	341.00c
								Jun23	70.00c	138.00c	206.00c	271.00c
									Jul23	68.00c	136.00c	201.00c
										Aug23	68.00c	133.00c
											Sep23	65.00c
												Oct23



*본 자료는 LME에서 공시하는 Valuation을 토대로 작성된 것으로 실제 거래 시의 스프레드와는 무관합니다.

** Source: Reuters

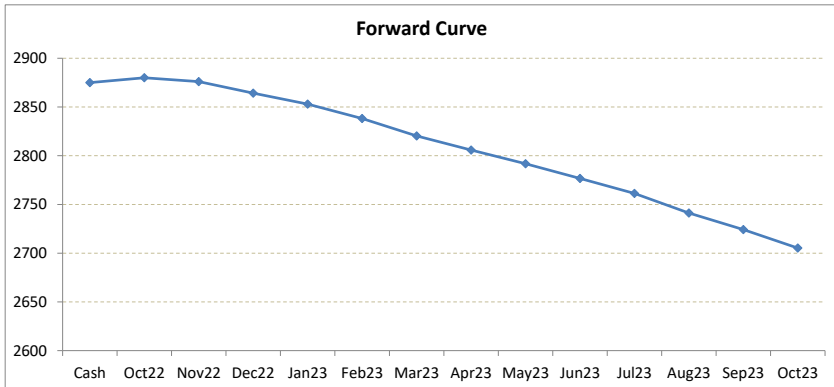
LME Valuation - Zinc

Cash - 3M: **13.50b**

Date: **2022-09-27**

Cash 2875.00
3M 2861.50
 Oct22 **2880.00**
 Nov22 **2876.00**
 Dec22 **2864.25**
 Jan23 **2853.00**
 Feb23 **2838.25**
 Mar23 **2820.25**
 Apr23 **2805.75**
 May23 **2791.75**
 Jun23 **2776.75**
 Jul23 **2761.25**
 Aug23 **2741.25**
 Sep23 **2724.25**
 Oct23 **2705.25**

	Cash-Oct22	Cash-Nov22	Cash-Dec22	Cash-Jan23	Cash-Feb23	Cash-Mar23	Cash-Apr23	Cash-May23	Cash-Jun23	Cash-Jul23	Cash-Aug23	Cash-Sep23
Cash	5.00c	1.00c	10.75b	22.00b	36.75b	54.75b	69.25b	83.25b	98.25b	113.75b	133.75b	150.75b
	Oct22-3M	Nov22-3M	Dec22-3M	3M-Jan23	3M-Feb23	3M-Mar23	3M-Apr23	3M-May23	3M-Jun23	3M-Jul23	3M-Aug23	3M-Sep23
3M	18.50b	14.50b	2.75b	8.50b	23.25b	41.25b	55.75b	69.75b	84.75b	100.25b	120.25b	137.25b
	Oct22-Nov22	Nov22-Dec22	Dec22-Jan23	Jan23-Feb23	Feb23-Mar23	Mar23-Apr23	Apr23-May23	May23-Jun23	Jun23-Jul23	Jul23-Aug23	Aug23-Sep23	Sep23-Oct23
3rd wed	4.00b	11.75b	11.25b	14.75b	18.00b	14.50b	14.00b	15.00b	15.50b	20.00b	17.00b	19.00b
	Nov22	Dec22	Jan23	Feb23	Mar23	Apr23	May23	Jun23	Jul23	Aug23	Sep23	Oct23
Oct22	4.00b	15.75b	27.00b	41.75b	59.75b	74.25b	88.25b	103.25b	118.75b	138.75b	155.75b	174.75b
	Nov22	Dec22	Jan23	Feb23	Mar23	Apr23	May23	Jun23	Jul23	Aug23	Sep23	Oct23
Nov22		11.75b	23.00b	37.75b	55.75b	70.25b	84.25b	99.25b	114.75b	134.75b	151.75b	170.75b
	Nov22	Dec22	Jan23	Feb23	Mar23	Apr23	May23	Jun23	Jul23	Aug23	Sep23	Oct23
Dec22			11.25b	26.00b	44.00b	58.50b	72.50b	87.50b	103.00b	123.00b	140.00b	159.00b
	Nov22	Dec22	Jan23	Feb23	Mar23	Apr23	May23	Jun23	Jul23	Aug23	Sep23	Oct23
Jan23				14.75b	32.75b	47.25b	61.25b	76.25b	91.75b	111.75b	128.75b	147.75b
	Nov22	Dec22	Jan23	Feb23	Mar23	Apr23	May23	Jun23	Jul23	Aug23	Sep23	Oct23
Feb23					18.00b	32.50b	46.50b	61.50b	77.00b	97.00b	114.00b	133.00b
	Nov22	Dec22	Jan23	Feb23	Mar23	Apr23	May23	Jun23	Jul23	Aug23	Sep23	Oct23
Mar23						14.50b	28.50b	43.50b	59.00b	79.00b	96.00b	115.00b
	Nov22	Dec22	Jan23	Feb23	Mar23	Apr23	May23	Jun23	Jul23	Aug23	Sep23	Oct23
Apr23							14.00b	29.00b	44.50b	64.50b	81.50b	100.50b
	Nov22	Dec22	Jan23	Feb23	Mar23	Apr23	May23	Jun23	Jul23	Aug23	Sep23	Oct23
May23								15.00b	30.50b	50.50b	67.50b	86.50b
	Nov22	Dec22	Jan23	Feb23	Mar23	Apr23	May23	Jun23	Jul23	Aug23	Sep23	Oct23
Jun23									15.50b	35.50b	52.50b	71.50b
	Nov22	Dec22	Jan23	Feb23	Mar23	Apr23	May23	Jun23	Jul23	Aug23	Sep23	Oct23
Jul23										20.00b	37.00b	56.00b
	Nov22	Dec22	Jan23	Feb23	Mar23	Apr23	May23	Jun23	Jul23	Aug23	Sep23	Oct23
Aug23											17.00b	36.00b
	Nov22	Dec22	Jan23	Feb23	Mar23	Apr23	May23	Jun23	Jul23	Aug23	Sep23	Oct23
Sep23												19.00b
	Nov22	Dec22	Jan23	Feb23	Mar23	Apr23	May23	Jun23	Jul23	Aug23	Sep23	Oct23
Oct23												



*본 자료는 LME에서 공시하는 Valuation을 토대로 작성된 것으로 실제 거래 시의 스프레드와는 무관합니다.
 ** Source: Reuters

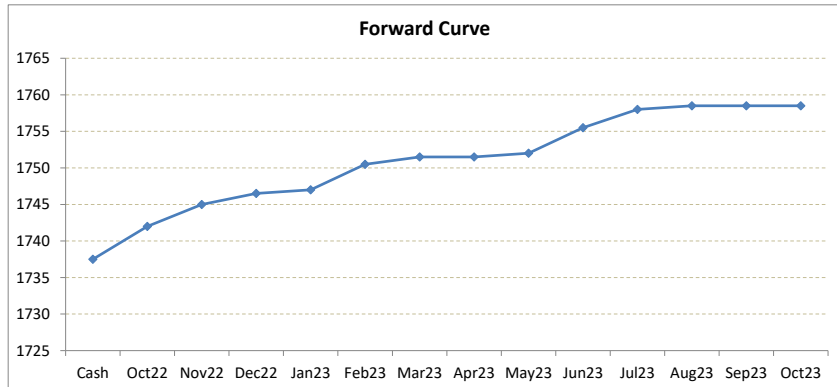
LME Valuation - Lead

Cash - 3M: 11.00c

Date: 2022-09-27

Cash 1737.50
3M 1748.50
 Oct22 **1742.00**
 Nov22 **1745.00**
 Dec22 **1746.50**
 Jan23 **1747.00**
 Feb23 **1750.50**
 Mar23 **1751.50**
 Apr23 **1751.50**
 May23 **1752.00**
 Jun23 **1755.50**
 Jul23 **1758.00**
 Aug23 **1758.50**
 Sep23 **1758.50**
 Oct23 **1758.50**

	Cash-Oct22	Cash-Nov22	Cash-Dec22	Cash-Jan23	Cash-Feb23	Cash-Mar23	Cash-Apr23	Cash-May23	Cash-Jun23	Cash-Jul23	Cash-Aug23	Cash-Sep23
Cash	4.50c	7.50c	9.00c	9.50c	13.00c	14.00c	14.00c	14.50c	18.00c	20.50c	21.00c	21.00c
	Oct22-3M	Nov22-3M	Dec22-3M	3M-Jan23	3M-Feb23	3M-Mar23	3M-Apr23	3M-May23	3M-Jun23	3M-Jul23	3M-Aug23	3M-Sep23
3M	6.50c	3.50c	2.00c	1.50b	2.00c	3.00c	3.00c	3.50c	7.00c	9.50c	10.00c	10.00c
	Oct22-Nov22	Nov22-Dec22	Dec22-Jan23	Jan23-Feb23	Feb23-Mar23	Mar23-Apr23	Apr23-May23	May23-Jun23	Jun23-Jul23	Jul23-Aug23	Aug23-Sep23	Sep23-Oct23
3rd wed	3.00c	1.50c	0.50c	3.50c	1.00c	0.00b	0.50c	3.50c	2.50c	0.50c	0.00b	0.00b
	Nov22	Dec22	Jan23	Feb23	Mar23	Apr23	May23	Jun23	Jul23	Aug23	Sep23	Oct23
Oct22	3.00c	4.50c	5.00c	8.50c	9.50c	9.50c	10.00c	13.50c	16.00c	16.50c	16.50c	16.50c
	Nov22	Dec22	Jan23	Feb23	Mar23	Apr23	May23	Jun23	Jul23	Aug23	Sep23	Oct23
Nov22		1.50c	2.00c	5.50c	6.50c	6.50c	7.00c	10.50c	13.00c	13.50c	13.50c	13.50c
Dec22			0.50c	4.00c	5.00c	5.00c	5.50c	9.00c	11.50c	12.00c	12.00c	12.00c
Jan23				3.50c	4.50c	4.50c	5.00c	8.50c	11.00c	11.50c	11.50c	11.50c
Feb23					1.00c	1.00c	1.50c	5.00c	7.50c	8.00c	8.00c	8.00c
Mar23						0.00b	0.50c	4.00c	6.50c	7.00c	7.00c	7.00c
Apr23							0.50c	4.00c	6.50c	7.00c	7.00c	7.00c
May23								3.50c	6.00c	6.50c	6.50c	6.50c
Jun23									2.50c	3.00c	3.00c	3.00c
Jul23										0.50c	0.50c	0.50c
Aug23											0.00b	0.00b
Sep23												0.00b
Oct23												



*본 자료는 LME에서 공시하는 Valuation을 토대로 작성된 것으로 실제 거래 시의 스프레드와는 무관합니다.
 ** Source: Reuters

LME Valuation - Tin

Cash - 3M: **2.00b**

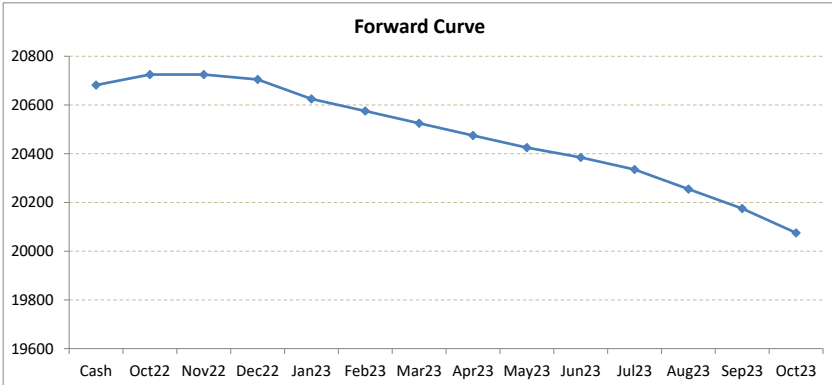
Date: **2022-09-27**

	Cash-Oct22	Cash-Nov22	Cash-Dec22	Cash-Jan23	Cash-Feb23	Cash-Mar23	Cash-Apr23	Cash-May23	Cash-Jun23	Cash-Jul23	Cash-Aug23	Cash-Sep23
Cash	20682.00											
3M	20680.00											
Oct22	20725.00											
Nov22	20725.00											
Dec22	20705.00											
Jan23	20625.00											
Feb23	20575.00											
Mar23	20525.00											
Apr23	20475.00											
May23	20425.00											
Jun23	20385.00											
Jul23	20335.00											
Aug23	20255.00											
Sep23	20175.00											
Oct23	20075.00											

	Oct22-3M	Nov22-3M	Dec22-3M	3M-Jan23	3M-Feb23	3M-Mar23	3M-Apr23	3M-May23	3M-Jun23	3M-Jul23	3M-Aug23	3M-Sep23
Cash	43.00c	43.00c	23.00c	57.00b	107.00b	157.00b	207.00b	257.00b	297.00b	347.00b	427.00b	507.00b
3M	45.00b	45.00b	25.00b	55.00b	105.00b	155.00b	205.00b	255.00b	295.00b	345.00b	425.00b	505.00b

	Oct22-Nov22	Nov22-Dec22	Dec22-Jan23	Jan23-Feb23	Feb23-Mar23	Mar23-Apr23	Apr23-May23	May23-Jun23	Jun23-Jul23	Jul23-Aug23	Aug23-Sep23	Sep23-Oct23
3rd wed	0.00b	20.00b	80.00b	50.00b	50.00b	50.00b	50.00b	40.00b	50.00b	80.00b	80.00b	100.00b

	Nov22	Dec22	Jan23	Feb23	Mar23	Apr23	May23	Jun23	Jul23	Aug23	Sep23	Oct23
Oct22	0.00b	20.00b	100.00b	150.00b	200.00b	250.00b	300.00b	340.00b	390.00b	470.00b	550.00b	650.00b
Nov22		20.00b	100.00b	150.00b	200.00b	250.00b	300.00b	340.00b	390.00b	470.00b	550.00b	650.00b
Dec22			80.00b	130.00b	180.00b	230.00b	280.00b	320.00b	370.00b	450.00b	530.00b	630.00b
Jan23				50.00b	100.00b	150.00b	200.00b	240.00b	290.00b	370.00b	450.00b	550.00b
Feb23					50.00b	100.00b	150.00b	190.00b	240.00b	320.00b	400.00b	500.00b
Mar23						50.00b	100.00b	140.00b	190.00b	270.00b	350.00b	450.00b
Apr23							50.00b	90.00b	140.00b	220.00b	300.00b	400.00b
May23								40.00b	90.00b	170.00b	250.00b	350.00b
Jun23									50.00b	130.00b	210.00b	310.00b
Jul23										80.00b	160.00b	260.00b
Aug23											80.00b	180.00b
Sep23												100.00b
Oct23												



*본 자료는 LME에서 공시하는 Valuation을 토대로 작성된 것으로 실제 거래 시의 스프레드와는 무관합니다.
 ** Source: Reuters