

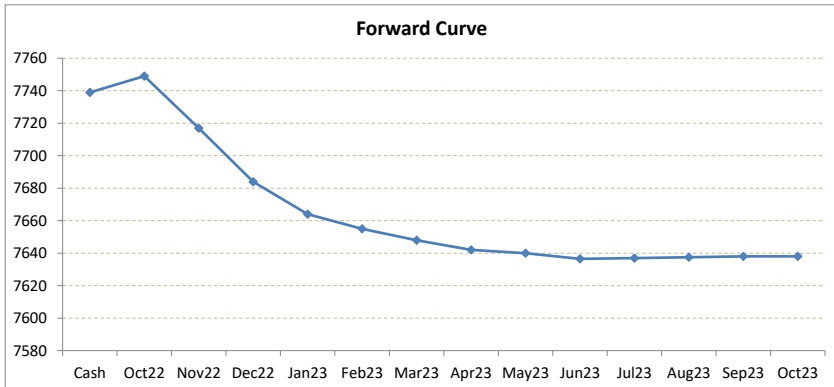
# LME Valuation - Copper

Cash - 3M: **59.00b**

Date: **2022-09-22**

**Cash 7739.00**  
**3M 7680.00**  
 Oct22 7749.00  
 Nov22 7717.00  
 Dec22 7684.00  
 Jan23 7664.00  
 Feb23 7655.00  
 Mar23 7648.00  
 Apr23 7642.00  
 May23 7640.00  
 Jun23 7636.50  
 Jul23 7637.00  
 Aug23 7637.50  
 Sep23 7638.00  
 Oct23 7638.00

	Cash-Oct22	Cash-Nov22	Cash-Dec22	Cash-Jan23	Cash-Feb23	Cash-Mar23	Cash-Apr23	Cash-May23	Cash-Jun23	Cash-Jul23	Cash-Aug23	Cash-Sep23
Cash	10.00c	22.00b	55.00b	75.00b	84.00b	91.00b	97.00b	99.00b	102.50b	102.00b	101.50b	101.00b
	Oct22-3M	Nov22-3M	Dec22-3M	3M-Jan23	3M-Feb23	3M-Mar23	3M-Apr23	3M-May23	3M-Jun23	3M-Jul23	3M-Aug23	3M-Sep23
3M	69.00b	37.00b	4.00b	16.00b	25.00b	32.00b	38.00b	40.00b	43.50b	43.00b	42.50b	42.00b
	Oct22-Nov22	Nov22-Dec22	Dec22-Jan23	Jan23-Feb23	Feb23-Mar23	Mar23-Apr23	Apr23-May23	May23-Jun23	Jun23-Jul23	Jul23-Aug23	Aug23-Sep23	Sep23-Oct23
3rd wed	32.00b	33.00b	20.00b	9.00b	7.00b	6.00b	2.00b	3.50b	0.50c	0.50c	0.50c	0.00b
	Nov22	Dec22	Jan23	Feb23	Mar23	Apr23	May23	Jun23	Jul23	Aug23	Sep23	Oct23
Oct22	32.00b	65.00b	85.00b	94.00b	101.00b	107.00b	109.00b	112.50b	112.00b	111.50b	111.00b	111.00b
	Nov22	Dec22	Jan23	Feb23	Mar23	Apr23	May23	Jun23	Jul23	Aug23	Sep23	Oct23
Nov22		33.00b	53.00b	62.00b	69.00b	75.00b	77.00b	80.50b	80.00b	79.50b	79.00b	79.00b
	Nov22	Dec22	Jan23	Feb23	Mar23	Apr23	May23	Jun23	Jul23	Aug23	Sep23	Oct23
Dec22			20.00b	29.00b	36.00b	42.00b	44.00b	47.50b	47.00b	46.50b	46.00b	46.00b
	Nov22	Dec22	Jan23	Feb23	Mar23	Apr23	May23	Jun23	Jul23	Aug23	Sep23	Oct23
Jan23				9.00b	16.00b	22.00b	24.00b	27.50b	27.00b	26.50b	26.00b	26.00b
	Nov22	Dec22	Jan23	Feb23	Mar23	Apr23	May23	Jun23	Jul23	Aug23	Sep23	Oct23
Feb23					7.00b	13.00b	15.00b	18.50b	18.00b	17.50b	17.00b	17.00b
	Nov22	Dec22	Jan23	Feb23	Mar23	Apr23	May23	Jun23	Jul23	Aug23	Sep23	Oct23
Mar23						6.00b	8.00b	11.50b	11.00b	10.50b	10.00b	10.00b
	Nov22	Dec22	Jan23	Feb23	Mar23	Apr23	May23	Jun23	Jul23	Aug23	Sep23	Oct23
Apr23							2.00b	5.50b	5.00b	4.50b	4.00b	4.00b
	Nov22	Dec22	Jan23	Feb23	Mar23	Apr23	May23	Jun23	Jul23	Aug23	Sep23	Oct23
May23								3.50b	3.00b	2.50b	2.00b	2.00b
	Nov22	Dec22	Jan23	Feb23	Mar23	Apr23	May23	Jun23	Jul23	Aug23	Sep23	Oct23
Jun23									0.50c	1.00c	1.50c	1.50c
	Nov22	Dec22	Jan23	Feb23	Mar23	Apr23	May23	Jun23	Jul23	Aug23	Sep23	Oct23
Jul23										0.50c	1.00c	1.00c
	Nov22	Dec22	Jan23	Feb23	Mar23	Apr23	May23	Jun23	Jul23	Aug23	Sep23	Oct23
Aug23											0.50c	0.50c
	Nov22	Dec22	Jan23	Feb23	Mar23	Apr23	May23	Jun23	Jul23	Aug23	Sep23	Oct23
Sep23												0.00b
	Nov22	Dec22	Jan23	Feb23	Mar23	Apr23	May23	Jun23	Jul23	Aug23	Sep23	Oct23
Oct23												



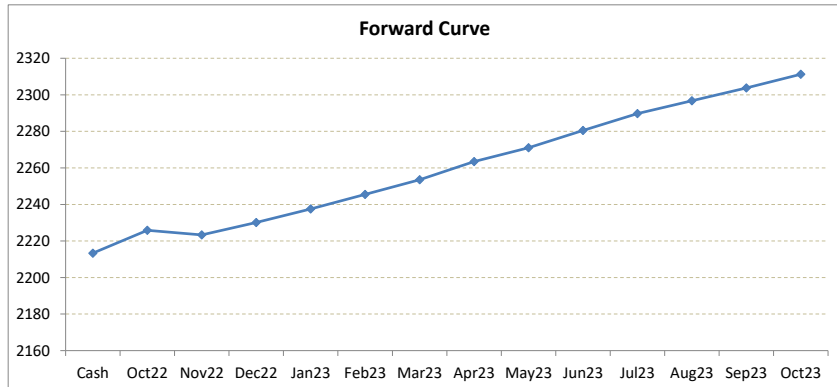
\*본 자료는 LME에서 공시하는 Valuation을 토대로 작성된 것으로 실제 거래 시의 스프레드와는 무관합니다.  
 \*\* Source: Reuters

# LME Valuation - Aluminium

Cash - 3M: 15.15c

Date: 2022-09-22

<b>Cash</b>	<b>2213.35</b>		Cash-Oct22	Cash-Nov22	Cash-Dec22	Cash-Jan23	Cash-Feb23	Cash-Mar23	Cash-Apr23	Cash-May23	Cash-Jun23	Cash-Jul23	Cash-Aug23	Cash-Sep23
<b>3M</b>	<b>2228.50</b>	Cash	12.50c	10.00c	16.75c	24.15c	32.15c	40.15c	50.15c	57.65c	67.15c	76.40c	83.40c	90.40c
Oct22	<b>2225.85</b>													
Nov22	<b>2223.35</b>		Oct22-3M	Nov22-3M	Dec22-3M	3M-Jan23	3M-Feb23	3M-Mar23	3M-Apr23	3M-May23	3M-Jun23	3M-Jul23	3M-Aug23	3M-Sep23
Dec22	<b>2230.10</b>	3M	2.65c	5.15c	1.60b	9.00c	17.00c	25.00c	35.00c	42.50c	52.00c	61.25c	68.25c	75.25c
Jan23	<b>2237.50</b>													
Feb23	<b>2245.50</b>		Oct22-Nov22	Nov22-Dec22	Dec22-Jan23	Jan23-Feb23	Feb23-Mar23	Mar23-Apr23	Apr23-May23	May23-Jun23	Jun23-Jul23	Jul23-Aug23	Aug23-Sep23	Sep23-Oct23
Mar23	<b>2253.50</b>	3rd wed	2.50b	6.75c	7.40c	8.00c	8.00c	10.00c	7.50c	9.50c	9.25c	7.00c	7.00c	7.50c
Apr23	<b>2263.50</b>													
May23	<b>2271.00</b>		Nov22	Dec22	Jan23	Feb23	Mar23	Apr23	May23	Jun23	Jul23	Aug23	Sep23	Oct23
Jun23	<b>2280.50</b>	Oct22	2.50b	4.25c	11.65c	19.65c	27.65c	37.65c	45.15c	54.65c	63.90c	70.90c	77.90c	85.40c
Jul23	<b>2289.75</b>		Nov22	6.75c	14.15c	22.15c	30.15c	40.15c	47.65c	57.15c	66.40c	73.40c	80.40c	87.90c
Aug23	<b>2296.75</b>			Dec22	7.40c	15.40c	23.40c	33.40c	40.90c	50.40c	59.65c	66.65c	73.65c	81.15c
Sep23	<b>2303.75</b>				Jan23	8.00c	16.00c	26.00c	33.50c	43.00c	52.25c	59.25c	66.25c	73.75c
Oct23	<b>2311.25</b>					Feb23	8.00c	18.00c	25.50c	35.00c	44.25c	51.25c	58.25c	65.75c
							Mar23	10.00c	17.50c	27.00c	36.25c	43.25c	50.25c	57.75c
								Apr23	7.50c	17.00c	26.25c	33.25c	40.25c	47.75c
									May23	9.50c	18.75c	25.75c	32.75c	40.25c
										Jun23	9.25c	16.25c	23.25c	30.75c
											Jul23	7.00c	14.00c	21.50c
												Aug23	7.00c	14.50c
													Sep23	7.50c
														Oct23



\*본 자료는 LME에서 공시하는 Valuation을 토대로 작성된 것으로 실제 거래 시의 스프레드와는 무관합니다.

\*\* Source: Reuters

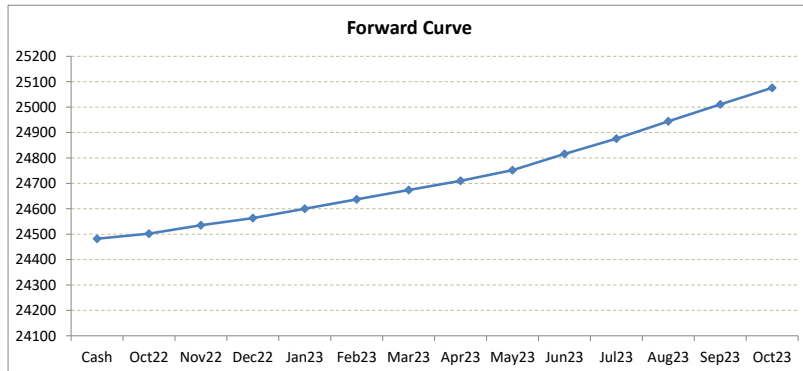
# LME Valuation - Nickel

Cash - 3M: 80.00c

Date: 2022-09-22

**Cash 24482.00**  
**3M 24562.00**  
 Oct22 **24502.00**  
 Nov22 **24535.00**  
 Dec22 **24563.00**  
 Jan23 **24600.00**  
 Feb23 **24637.00**  
 Mar23 **24674.00**  
 Apr23 **24710.00**  
 May23 **24752.00**  
 Jun23 **24816.00**  
 Jul23 **24876.00**  
 Aug23 **24944.00**  
 Sep23 **25011.00**  
 Oct23 **25076.00**

	Cash-Oct22	Cash-Nov22	Cash-Dec22	Cash-Jan23	Cash-Feb23	Cash-Mar23	Cash-Apr23	Cash-May23	Cash-Jun23	Cash-Jul23	Cash-Aug23	Cash-Sep23
Cash	20.00c	53.00c	81.00c	118.00c	155.00c	192.00c	228.00c	270.00c	334.00c	394.00c	462.00c	529.00c
	Oct22-3M	Nov22-3M	Dec22-3M	3M-Jan23	3M-Feb23	3M-Mar23	3M-Apr23	3M-May23	3M-Jun23	3M-Jul23	3M-Aug23	3M-Sep23
3M	60.00c	27.00c	1.00b	38.00c	75.00c	112.00c	148.00c	190.00c	254.00c	314.00c	382.00c	449.00c
	Oct22-Nov22	Nov22-Dec22	Dec22-Jan23	Jan23-Feb23	Feb23-Mar23	Mar23-Apr23	Apr23-May23	May23-Jun23	Jun23-Jul23	Jul23-Aug23	Aug23-Sep23	Sep23-Oct23
3rd wed	33.00c	28.00c	37.00c	37.00c	37.00c	36.00c	42.00c	64.00c	60.00c	68.00c	67.00c	65.00c
	Nov22	Dec22	Jan23	Feb23	Mar23	Apr23	May23	Jun23	Jul23	Aug23	Sep23	Oct23
Oct22	33.00c	61.00c	98.00c	135.00c	172.00c	208.00c	250.00c	314.00c	374.00c	442.00c	509.00c	574.00c
	Nov22	28.00c	65.00c	102.00c	139.00c	175.00c	217.00c	281.00c	341.00c	409.00c	476.00c	541.00c
		Dec22	37.00c	74.00c	111.00c	147.00c	189.00c	253.00c	313.00c	381.00c	448.00c	513.00c
			Jan23	37.00c	74.00c	110.00c	152.00c	216.00c	276.00c	344.00c	411.00c	476.00c
				Feb23	37.00c	73.00c	115.00c	179.00c	239.00c	307.00c	374.00c	439.00c
					Mar23	36.00c	78.00c	142.00c	202.00c	270.00c	337.00c	402.00c
						Apr23	42.00c	106.00c	166.00c	234.00c	301.00c	366.00c
							May23	64.00c	124.00c	192.00c	259.00c	324.00c
								Jun23	60.00c	128.00c	195.00c	260.00c
									Jul23	68.00c	135.00c	200.00c
										Aug23	67.00c	132.00c
											Sep23	65.00c
												Oct23



\*본 자료는 LME에서 공시하는 Valuation을 토대로 작성된 것으로 실제 거래 시의 스프레드와는 무관합니다.

\*\* Source: Reuters

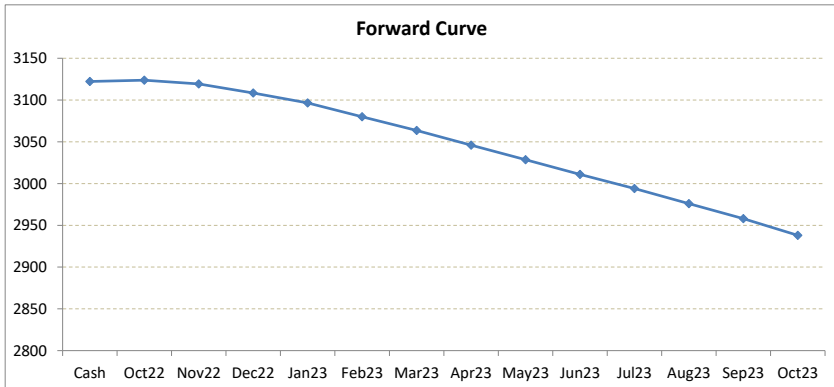
# LME Valuation - Zinc

Cash - 3M: **15.75b**

Date: **2022-09-22**

**Cash 3122.25**  
**3M 3106.50**  
 Oct22 **3123.75**  
 Nov22 **3119.25**  
 Dec22 **3108.50**  
 Jan23 **3096.50**  
 Feb23 **3080.00**  
 Mar23 **3063.50**  
 Apr23 **3046.00**  
 May23 **3028.50**  
 Jun23 **3011.00**  
 Jul23 **2994.00**  
 Aug23 **2976.00**  
 Sep23 **2958.00**  
 Oct23 **2938.00**

	Cash-Oct22	Cash-Nov22	Cash-Dec22	Cash-Jan23	Cash-Feb23	Cash-Mar23	Cash-Apr23	Cash-May23	Cash-Jun23	Cash-Jul23	Cash-Aug23	Cash-Sep23
Cash	1.50c	3.00b	13.75b	25.75b	42.25b	58.75b	76.25b	93.75b	111.25b	128.25b	146.25b	164.25b
	Oct22-3M	Nov22-3M	Dec22-3M	3M-Jan23	3M-Feb23	3M-Mar23	3M-Apr23	3M-May23	3M-Jun23	3M-Jul23	3M-Aug23	3M-Sep23
3M	17.25b	12.75b	2.00b	10.00b	26.50b	43.00b	60.50b	78.00b	95.50b	112.50b	130.50b	148.50b
	Oct22-Nov22	Nov22-Dec22	Dec22-Jan23	Jan23-Feb23	Feb23-Mar23	Mar23-Apr23	Apr23-May23	May23-Jun23	Jun23-Jul23	Jul23-Aug23	Aug23-Sep23	Sep23-Oct23
3rd wed	4.50b	10.75b	12.00b	16.50b	16.50b	17.50b	17.50b	17.50b	17.00b	18.00b	18.00b	20.00b
	Nov22	Dec22	Jan23	Feb23	Mar23	Apr23	May23	Jun23	Jul23	Aug23	Sep23	Oct23
Oct22	4.50b	15.25b	27.25b	43.75b	60.25b	77.75b	95.25b	112.75b	129.75b	147.75b	165.75b	185.75b
	Nov22	Dec22	Jan23	Feb23	Mar23	Apr23	May23	Jun23	Jul23	Aug23	Sep23	Oct23
Nov22		10.75b	22.75b	39.25b	55.75b	73.25b	90.75b	108.25b	125.25b	143.25b	161.25b	181.25b
	Nov22	Dec22	Jan23	Feb23	Mar23	Apr23	May23	Jun23	Jul23	Aug23	Sep23	Oct23
Dec22			12.00b	28.50b	45.00b	62.50b	80.00b	97.50b	114.50b	132.50b	150.50b	170.50b
	Nov22	Dec22	Jan23	Feb23	Mar23	Apr23	May23	Jun23	Jul23	Aug23	Sep23	Oct23
Jan23				16.50b	33.00b	50.50b	68.00b	85.50b	102.50b	120.50b	138.50b	158.50b
	Nov22	Dec22	Jan23	Feb23	Mar23	Apr23	May23	Jun23	Jul23	Aug23	Sep23	Oct23
Feb23					16.50b	34.00b	51.50b	69.00b	86.00b	104.00b	122.00b	142.00b
	Nov22	Dec22	Jan23	Feb23	Mar23	Apr23	May23	Jun23	Jul23	Aug23	Sep23	Oct23
Mar23						17.50b	35.00b	52.50b	69.50b	87.50b	105.50b	125.50b
	Nov22	Dec22	Jan23	Feb23	Mar23	Apr23	May23	Jun23	Jul23	Aug23	Sep23	Oct23
Apr23							17.50b	35.00b	52.00b	70.00b	88.00b	108.00b
	Nov22	Dec22	Jan23	Feb23	Mar23	Apr23	May23	Jun23	Jul23	Aug23	Sep23	Oct23
May23								17.50b	34.50b	52.50b	70.50b	90.50b
	Nov22	Dec22	Jan23	Feb23	Mar23	Apr23	May23	Jun23	Jul23	Aug23	Sep23	Oct23
Jun23									17.00b	35.00b	53.00b	73.00b
	Nov22	Dec22	Jan23	Feb23	Mar23	Apr23	May23	Jun23	Jul23	Aug23	Sep23	Oct23
Jul23										18.00b	36.00b	56.00b
	Nov22	Dec22	Jan23	Feb23	Mar23	Apr23	May23	Jun23	Jul23	Aug23	Sep23	Oct23
Aug23											18.00b	38.00b
	Nov22	Dec22	Jan23	Feb23	Mar23	Apr23	May23	Jun23	Jul23	Aug23	Sep23	Oct23
Sep23												20.00b
	Nov22	Dec22	Jan23	Feb23	Mar23	Apr23	May23	Jun23	Jul23	Aug23	Sep23	Oct23
Oct23												



\*본 자료는 LME에서 공시하는 Valuation을 토대로 작성된 것으로 실제 거래 시의 스프레드와는 무관합니다.  
 \*\* Source: Reuters

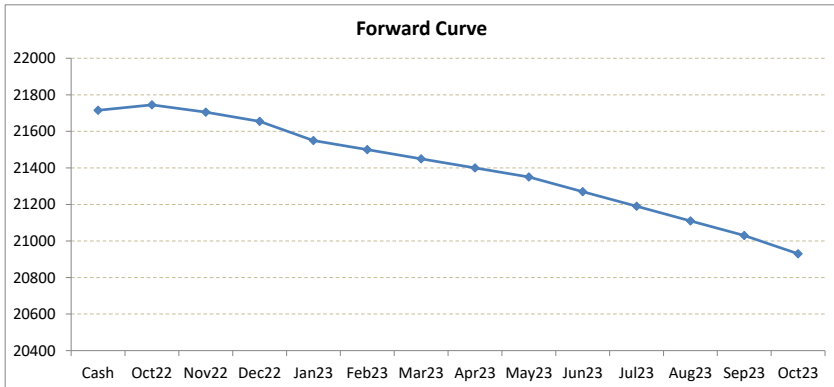


# LME Valuation - Tin

Cash - 3M: **65.00b**

Date: **2022-09-22**

<b>Cash</b>	<b>21715.00</b>	Cash-Oct22	Cash-Nov22	Cash-Dec22	Cash-Jan23	Cash-Feb23	Cash-Mar23	Cash-Apr23	Cash-May23	Cash-Jun23	Cash-Jul23	Cash-Aug23	Cash-Sep23
<b>3M</b>	<b>21650.00</b>	30.00c	10.00b	60.00b	165.00b	215.00b	265.00b	315.00b	365.00b	445.00b	525.00b	605.00b	685.00b
Oct22	<b>21745.00</b>												
Nov22	<b>21705.00</b>	Oct22-3M	Nov22-3M	Dec22-3M	3M-Jan23	3M-Feb23	3M-Mar23	3M-Apr23	3M-May23	3M-Jun23	3M-Jul23	3M-Aug23	3M-Sep23
Dec22	<b>21655.00</b>	95.00b	55.00b	5.00b	100.00b	150.00b	200.00b	250.00b	300.00b	380.00b	460.00b	540.00b	620.00b
Jan23	<b>21550.00</b>												
Feb23	<b>21500.00</b>	Oct22-Nov22	Nov22-Dec22	Dec22-Jan23	Jan23-Feb23	Feb23-Mar23	Mar23-Apr23	Apr23-May23	May23-Jun23	Jun23-Jul23	Jul23-Aug23	Aug23-Sep23	Sep23-Oct23
Mar23	<b>21450.00</b>	40.00b	50.00b	105.00b	50.00b	50.00b	50.00b	50.00b	80.00b	80.00b	80.00b	80.00b	100.00b
Apr23	<b>21400.00</b>												
May23	<b>21350.00</b>	Nov22	Dec22	Jan23	Feb23	Mar23	Apr23	May23	Jun23	Jul23	Aug23	Sep23	Oct23
Jun23	<b>21270.00</b>	40.00b	90.00b	195.00b	245.00b	295.00b	345.00b	395.00b	475.00b	555.00b	635.00b	715.00b	815.00b
Jul23	<b>21190.00</b>	Nov22	50.00b	155.00b	205.00b	255.00b	305.00b	355.00b	435.00b	515.00b	595.00b	675.00b	775.00b
Aug23	<b>21110.00</b>	Dec22	105.00b	155.00b	205.00b	255.00b	305.00b	385.00b	465.00b	545.00b	625.00b	725.00b	
Sep23	<b>21030.00</b>	Jan23	50.00b	100.00b	150.00b	200.00b	280.00b	360.00b	440.00b	520.00b	620.00b		
Oct23	<b>20930.00</b>	Feb23	50.00b	100.00b	150.00b	230.00b	310.00b	390.00b	470.00b	570.00b			
		Mar23	50.00b	100.00b	180.00b	260.00b	340.00b	420.00b	520.00b				
		Apr23	50.00b	130.00b	210.00b	290.00b	370.00b	470.00b					
		May23	80.00b	160.00b	240.00b	320.00b	420.00b						
		Jun23	80.00b	160.00b	240.00b	340.00b							
		Jul23	80.00b	160.00b	260.00b								
		Aug23	80.00b	180.00b									
		Sep23	100.00b										
		Oct23											



\*본 자료는 LME에서 공시하는 Valuation을 토대로 작성된 것으로 실제 거래 시의 스프레드와는 무관합니다.  
 \*\* Source: Reuters