

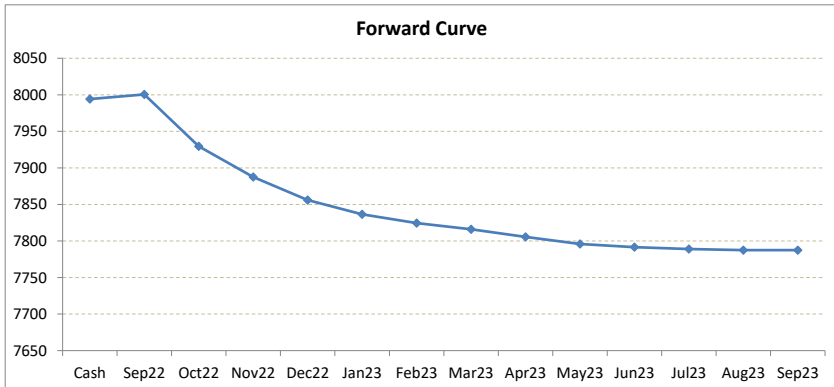
LME Valuation - Copper

Cash - 3M: **125.75b**

Date: **2022-09-13**

Cash 7994.25
3M 7868.50
 Sep22 8000.50
 Oct22 7929.50
 Nov22 7887.50
 Dec22 7856.00
 Jan23 7836.50
 Feb23 7824.50
 Mar23 7816.00
 Apr23 7805.50
 May23 7796.00
 Jun23 7791.50
 Jul23 7789.00
 Aug23 7787.50
 Sep23 7787.50

	Cash-Sep22	Cash-Oct22	Cash-Nov22	Cash-Dec22	Cash-Jan23	Cash-Feb23	Cash-Mar23	Cash-Apr23	Cash-May23	Cash-Jun23	Cash-Jul23	Cash-Aug23
Cash	6.25c	64.75b	106.75b	138.25b	157.75b	169.75b	178.25b	188.75b	198.25b	202.75b	205.25b	206.75b
	Sep22-3M	Oct22-3M	Nov22-3M	3M-Dec22	3M-Jan23	3M-Feb23	3M-Mar23	3M-Apr23	3M-May23	3M-Jun23	3M-Jul23	3M-Aug23
3M	132.00b	61.00b	19.00b	12.50b	32.00b	44.00b	52.50b	63.00b	72.50b	77.00b	79.50b	81.00b
	Sep22-Oct22	Oct22-Nov22	Nov22-Dec22	Dec22-Jan23	Jan23-Feb23	Feb23-Mar23	Mar23-Apr23	Apr23-May23	May23-Jun23	Jun23-Jul23	Jul23-Aug23	Aug23-Sep23
3rd wed	71.00b	42.00b	31.50b	19.50b	12.00b	8.50b	10.50b	9.50b	4.50b	2.50b	1.50b	0.00b
	Oct22	Nov22	Dec22	Jan23	Feb23	Mar23	Apr23	May23	Jun23	Jul23	Aug23	Sep23
Sep22	71.00b	113.00b	144.50b	164.00b	176.00b	184.50b	195.00b	204.50b	209.00b	211.50b	213.00b	213.00b
	Oct22	42.00b	73.50b	93.00b	105.00b	113.50b	124.00b	133.50b	138.00b	140.50b	142.00b	142.00b
		Nov22	31.50b	51.00b	63.00b	71.50b	82.00b	91.50b	96.00b	98.50b	100.00b	100.00b
			Dec22	19.50b	31.50b	40.00b	50.50b	60.00b	64.50b	67.00b	68.50b	68.50b
				Jan23	12.00b	20.50b	31.00b	40.50b	45.00b	47.50b	49.00b	49.00b
					Feb23	8.50b	19.00b	28.50b	33.00b	35.50b	37.00b	37.00b
						Mar23	10.50b	20.00b	24.50b	27.00b	28.50b	28.50b
							Apr23	9.50b	14.00b	16.50b	18.00b	18.00b
								May23	4.50b	7.00b	8.50b	8.50b
									Jun23	2.50b	4.00b	4.00b
										Jul23	1.50b	1.50b
											Aug23	0.00b
												Sep23



*본 자료는 LME에서 공시하는 Valuation을 토대로 작성된 것으로 실제 거래 시의 스프레드와는 무관합니다.
 ** Source: Reuters

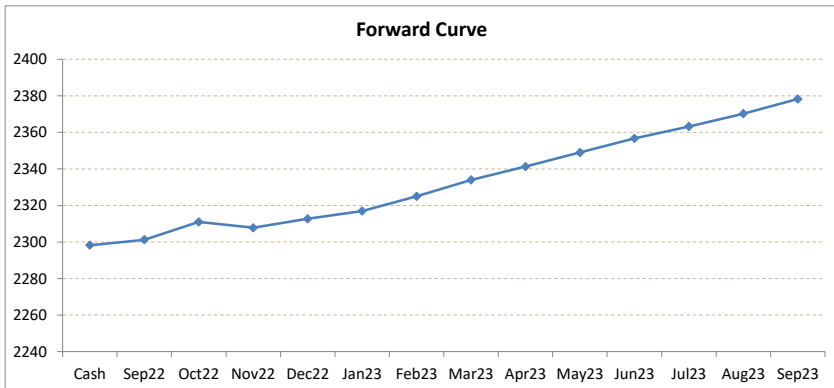
LME Valuation - Aluminium

Cash - 3M: 14.75c

Date: 2022-09-13

Cash 2298.25
3M 2313.00
 Sep22 **2301.25**
 Oct22 **2311.00**
 Nov22 **2307.75**
 Dec22 **2312.75**
 Jan23 **2317.00**
 Feb23 **2325.00**
 Mar23 **2334.00**
 Apr23 **2341.25**
 May23 **2349.00**
 Jun23 **2356.75**
 Jul23 **2363.25**
 Aug23 **2370.25**
 Sep23 **2378.25**

	Cash-Sep22	Cash-Oct22	Cash-Nov22	Cash-Dec22	Cash-Jan23	Cash-Feb23	Cash-Mar23	Cash-Apr23	Cash-May23	Cash-Jun23	Cash-Jul23	Cash-Aug23
Cash	3.00c	12.75c	9.50c	14.50c	18.75c	26.75c	35.75c	43.00c	50.75c	58.50c	65.00c	72.00c
	Sep22-3M	Oct22-3M	Nov22-3M	3M-Dec22	3M-Jan23	3M-Feb23	3M-Mar23	3M-Apr23	3M-May23	3M-Jun23	3M-Jul23	3M-Aug23
3M	11.75c	2.00c	5.25c	0.25b	4.00c	12.00c	21.00c	28.25c	36.00c	43.75c	50.25c	57.25c
	Sep22-Oct22	Oct22-Nov22	Nov22-Dec22	Dec22-Jan23	Jan23-Feb23	Feb23-Mar23	Mar23-Apr23	Apr23-May23	May23-Jun23	Jun23-Jul23	Jul23-Aug23	Aug23-Sep23
3rd wed	9.75c	3.25b	5.00c	4.25c	8.00c	9.00c	7.25c	7.75c	7.75c	6.50c	7.00c	8.00c
	Oct22	Nov22	Dec22	Jan23	Feb23	Mar23	Apr23	May23	Jun23	Jul23	Aug23	Sep23
Sep22	9.75c	6.50c	11.50c	15.75c	23.75c	32.75c	40.00c	47.75c	55.50c	62.00c	69.00c	77.00c
	Oct22	3.25b	1.75c	6.00c	14.00c	23.00c	30.25c	38.00c	45.75c	52.25c	59.25c	67.25c
		Nov22	5.00c	9.25c	17.25c	26.25c	33.50c	41.25c	49.00c	55.50c	62.50c	70.50c
			Dec22	4.25c	12.25c	21.25c	28.50c	36.25c	44.00c	50.50c	57.50c	65.50c
				Jan23	8.00c	17.00c	24.25c	32.00c	39.75c	46.25c	53.25c	61.25c
					Feb23	9.00c	16.25c	24.00c	31.75c	38.25c	45.25c	53.25c
						Mar23	7.25c	15.00c	22.75c	29.25c	36.25c	44.25c
							Apr23	7.75c	15.50c	22.00c	29.00c	37.00c
								May23	7.75c	14.25c	21.25c	29.25c
									Jun23	6.50c	13.50c	21.50c
										Jul23	7.00c	15.00c
											Aug23	8.00c
												Sep23



*본 자료는 LME에서 공시하는 Valuation을 토대로 작성된 것으로 실제 거래 시의 스프레드와는 무관합니다.

** Source: Reuters

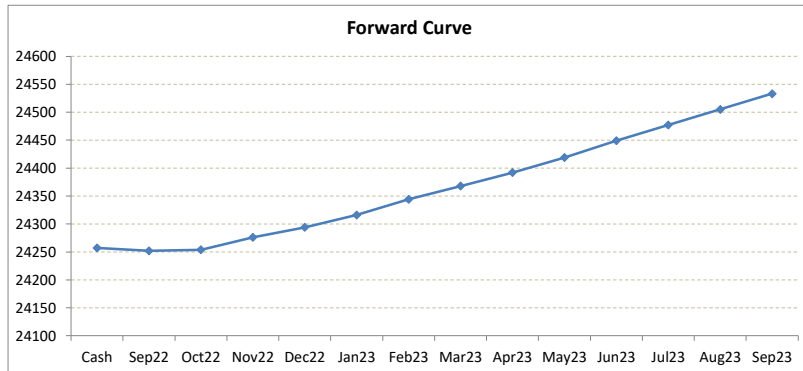
LME Valuation - Nickel

Cash - 3M: 24.00c

Date: 2022-09-13

Cash 24257.00
3M 24281.00
 Sep22 **24252.00**
 Oct22 **24254.00**
 Nov22 **24276.00**
 Dec22 **24294.00**
 Jan23 **24316.00**
 Feb23 **24344.00**
 Mar23 **24368.00**
 Apr23 **24392.00**
 May23 **24419.00**
 Jun23 **24449.00**
 Jul23 **24477.00**
 Aug23 **24505.00**
 Sep23 **24533.00**

	Cash-Sep22	Cash-Oct22	Cash-Nov22	Cash-Dec22	Cash-Jan23	Cash-Feb23	Cash-Mar23	Cash-Apr23	Cash-May23	Cash-Jun23	Cash-Jul23	Cash-Aug23
Cash	5.00b	3.00b	19.00c	37.00c	59.00c	87.00c	111.00c	135.00c	162.00c	192.00c	220.00c	248.00c
	Sep22-3M	Oct22-3M	Nov22-3M	3M-Dec22	3M-Jan23	3M-Feb23	3M-Mar23	3M-Apr23	3M-May23	3M-Jun23	3M-Jul23	3M-Aug23
3M	29.00c	27.00c	5.00c	13.00c	35.00c	63.00c	87.00c	111.00c	138.00c	168.00c	196.00c	224.00c
	Sep22-Oct22	Oct22-Nov22	Nov22-Dec22	Dec22-Jan23	Jan23-Feb23	Feb23-Mar23	Mar23-Apr23	Apr23-May23	May23-Jun23	Jun23-Jul23	Jul23-Aug23	Aug23-Sep23
3rd wed	2.00c	22.00c	18.00c	22.00c	28.00c	24.00c	24.00c	27.00c	30.00c	28.00c	28.00c	28.00c
	Oct22	Nov22	Dec22	Jan23	Feb23	Mar23	Apr23	May23	Jun23	Jul23	Aug23	Sep23
Sep22	2.00c	24.00c	42.00c	64.00c	92.00c	116.00c	140.00c	167.00c	197.00c	225.00c	253.00c	281.00c
	Oct22	22.00c	40.00c	62.00c	90.00c	114.00c	138.00c	165.00c	195.00c	223.00c	251.00c	279.00c
		Nov22	18.00c	40.00c	68.00c	92.00c	116.00c	143.00c	173.00c	201.00c	229.00c	257.00c
			Dec22	22.00c	50.00c	74.00c	98.00c	125.00c	155.00c	183.00c	211.00c	239.00c
				Jan23	28.00c	52.00c	76.00c	103.00c	133.00c	161.00c	189.00c	217.00c
					Feb23	24.00c	48.00c	75.00c	105.00c	133.00c	161.00c	189.00c
						Mar23	24.00c	51.00c	81.00c	109.00c	137.00c	165.00c
							Apr23	27.00c	57.00c	85.00c	113.00c	141.00c
								May23	30.00c	58.00c	86.00c	114.00c
									Jun23	28.00c	56.00c	84.00c
										Jul23	28.00c	56.00c
											Aug23	28.00c
												Sep23



*본 자료는 LME에서 공시하는 Valuation을 토대로 작성된 것으로 실제 거래 시의 스프레드와는 무관합니다.

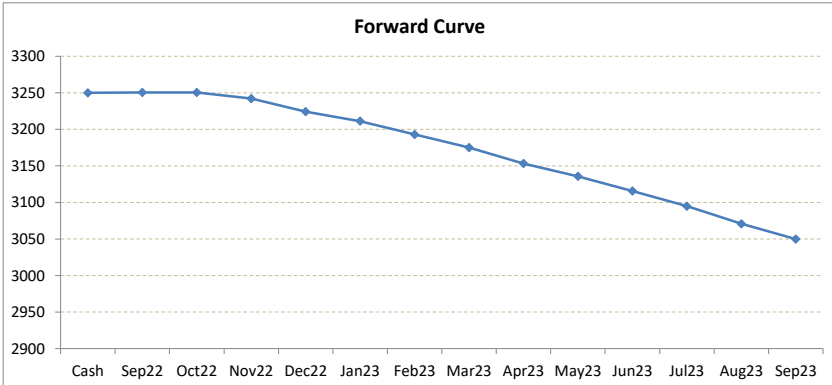
** Source: Reuters

LME Valuation - Zinc

Cash - 3M: **23.00b**

Date: **2022-09-13**

Cash	3250.00	Cash-Sep22	Cash-Oct22	Cash-Nov22	Cash-Dec22	Cash-Jan23	Cash-Feb23	Cash-Mar23	Cash-Apr23	Cash-May23	Cash-Jun23	Cash-Jul23	Cash-Aug23
3M	3227.00	0.50c	0.50c	8.00b	25.75b	38.75b	57.00b	75.00b	96.75b	114.25b	134.25b	155.25b	179.25b
Sep22	3250.50												
Oct22	3250.50	Sep22-3M	Oct22-3M	Nov22-3M	3M-Dec22	3M-Jan23	3M-Feb23	3M-Mar23	3M-Apr23	3M-May23	3M-Jun23	3M-Jul23	3M-Aug23
Nov22	3242.00	23.50b	23.50b	15.00b	2.75b	15.75b	34.00b	52.00b	73.75b	91.25b	111.25b	132.25b	156.25b
Dec22	3224.25												
Jan23	3211.25	Sep22-Oct22	Oct22-Nov22	Nov22-Dec22	Dec22-Jan23	Jan23-Feb23	Feb23-Mar23	Mar23-Apr23	Apr23-May23	May23-Jun23	Jun23-Jul23	Jul23-Aug23	Aug23-Sep23
Feb23	3193.00	0.00b	8.50b	17.75b	13.00b	18.25b	18.00b	21.75b	17.50b	20.00b	21.00b	24.00b	21.00b
Mar23	3175.00												
Apr23	3153.25	Oct22	Nov22	Dec22	Jan23	Feb23	Mar23	Apr23	May23	Jun23	Jul23	Aug23	Sep23
May23	3135.75	0.00b	8.50b	26.25b	39.25b	57.50b	75.50b	97.25b	114.75b	134.75b	155.75b	179.75b	200.75b
Jun23	3115.75	Oct22	8.50b	26.25b	39.25b	57.50b	75.50b	97.25b	114.75b	134.75b	155.75b	179.75b	200.75b
Jul23	3094.75		Nov22	17.75b	30.75b	49.00b	67.00b	88.75b	106.25b	126.25b	147.25b	171.25b	192.25b
Aug23	3070.75			Dec22	13.00b	31.25b	49.25b	71.00b	88.50b	108.50b	129.50b	153.50b	174.50b
Sep23	3049.75				Jan23	18.25b	36.25b	58.00b	75.50b	95.50b	116.50b	140.50b	161.50b
						Feb23	18.00b	39.75b	57.25b	77.25b	98.25b	122.25b	143.25b
							Mar23	21.75b	39.25b	59.25b	80.25b	104.25b	125.25b
								Apr23	17.50b	37.50b	58.50b	82.50b	103.50b
									May23	20.00b	41.00b	65.00b	86.00b
										Jun23	21.00b	45.00b	66.00b
											Jul23	24.00b	45.00b
												Aug23	21.00b
													Sep23



*본 자료는 LME에서 공시하는 Valuation을 토대로 작성된 것으로 실제 거래 시의 스프레드와는 무관합니다.
 ** Source: Reuters

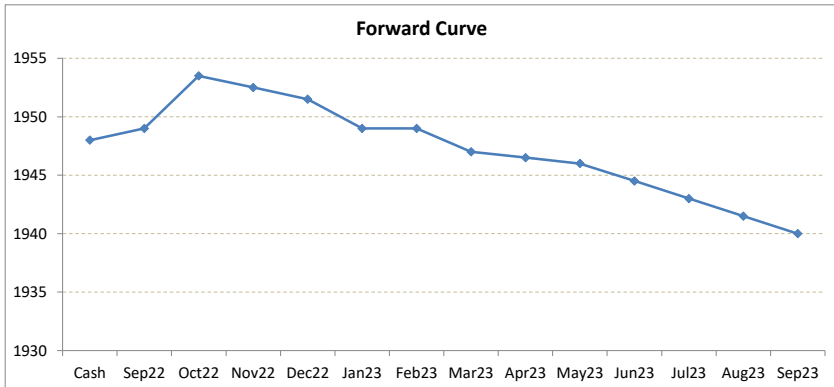
LME Valuation - Lead

Cash - 3M: 4.50c

Date: 2022-09-13

Cash 1948.00
3M 1952.50
 Sep22 **1949.00**
 Oct22 **1953.50**
 Nov22 **1952.50**
 Dec22 **1951.50**
 Jan23 **1949.00**
 Feb23 **1949.00**
 Mar23 **1947.00**
 Apr23 **1946.50**
 May23 **1946.00**
 Jun23 **1944.50**
 Jul23 **1943.00**
 Aug23 **1941.50**
 Sep23 **1940.00**

	Cash-Sep22	Cash-Oct22	Cash-Nov22	Cash-Dec22	Cash-Jan23	Cash-Feb23	Cash-Mar23	Cash-Apr23	Cash-May23	Cash-Jun23	Cash-Jul23	Cash-Aug23
Cash	1.00c	5.50c	4.50c	3.50c	1.00c	1.00c	1.00b	1.50b	2.00b	3.50b	5.00b	6.50b
	Sep22-3M	Oct22-3M	Nov22-3M	3M-Dec22	3M-Jan23	3M-Feb23	3M-Mar23	3M-Apr23	3M-May23	3M-Jun23	3M-Jul23	3M-Aug23
3M	3.50c	1.00b	0.00b	1.00b	3.50b	3.50b	5.50b	6.00b	6.50b	8.00b	9.50b	11.00b
	Sep22-Oct22	Oct22-Nov22	Nov22-Dec22	Dec22-Jan23	Jan23-Feb23	Feb23-Mar23	Mar23-Apr23	Apr23-May23	May23-Jun23	Jun23-Jul23	Jul23-Aug23	Aug23-Sep23
3rd wed	4.50c	1.00b	1.00b	2.50b	0.00b	2.00b	0.50b	0.50b	1.50b	1.50b	1.50b	1.50b
	Oct22	Nov22	Dec22	Jan23	Feb23	Mar23	Apr23	May23	Jun23	Jul23	Aug23	Sep23
Sep22	4.50c	3.50c	2.50c	0.00b	0.00b	2.00b	2.50b	3.00b	4.50b	6.00b	7.50b	9.00b
Oct22		1.00b	2.00b	4.50b	4.50b	6.50b	7.00b	7.50b	9.00b	10.50b	12.00b	13.50b
Nov22			1.00b	3.50b	3.50b	5.50b	6.00b	6.50b	8.00b	9.50b	11.00b	12.50b
Dec22				2.50b	2.50b	4.50b	5.00b	5.50b	7.00b	8.50b	10.00b	11.50b
Jan23					0.00b	2.00b	2.50b	3.00b	4.50b	6.00b	7.50b	9.00b
Feb23						2.00b	2.50b	3.00b	4.50b	6.00b	7.50b	9.00b
Mar23							0.50b	1.00b	2.50b	4.00b	5.50b	7.00b
Apr23								0.50b	2.00b	3.50b	5.00b	6.50b
May23									1.50b	3.00b	4.50b	6.00b
Jun23										1.50b	3.00b	4.50b
Jul23											1.50b	3.00b
Aug23												1.50b
Sep23												



*본 자료는 LME에서 공시하는 Valuation을 토대로 작성된 것으로 실제 거래 시의 스프레드와는 무관합니다.
 ** Source: Reuters

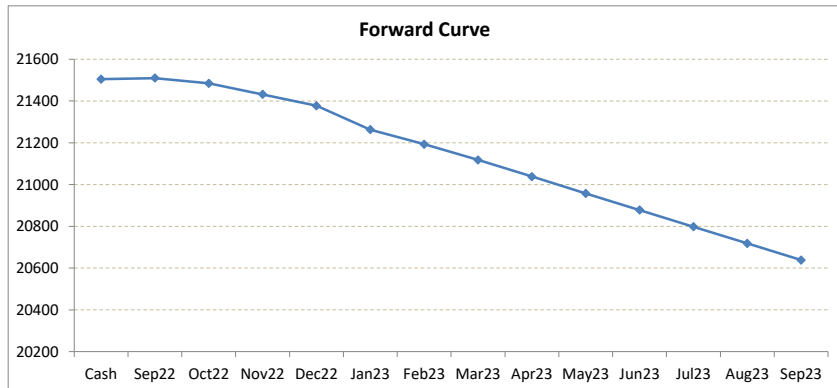
LME Valuation - Tin

Cash - 3M: **125.00b**

Date: **2022-09-13**

Cash 21505.00
3M 21380.00
 Sep22 **21510.00**
 Oct22 **21485.00**
 Nov22 **21432.00**
 Dec22 **21377.00**
 Jan23 **21263.00**
 Feb23 **21193.00**
 Mar23 **21118.00**
 Apr23 **21038.00**
 May23 **20958.00**
 Jun23 **20878.00**
 Jul23 **20798.00**
 Aug23 **20718.00**
 Sep23 **20638.00**

	Cash-Sep22	Cash-Oct22	Cash-Nov22	Cash-Dec22	Cash-Jan23	Cash-Feb23	Cash-Mar23	Cash-Apr23	Cash-May23	Cash-Jun23	Cash-Jul23	Cash-Aug23
Cash	5.00c	20.00b	73.00b	128.00b	242.00b	312.00b	387.00b	467.00b	547.00b	627.00b	707.00b	787.00b
	Sep22-3M	Oct22-3M	Nov22-3M	3M-Dec22	3M-Jan23	3M-Feb23	3M-Mar23	3M-Apr23	3M-May23	3M-Jun23	3M-Jul23	3M-Aug23
3M	130.00b	105.00b	52.00b	3.00b	117.00b	187.00b	262.00b	342.00b	422.00b	502.00b	582.00b	662.00b
	Sep22-Oct22	Oct22-Nov22	Nov22-Dec22	Dec22-Jan23	Jan23-Feb23	Feb23-Mar23	Mar23-Apr23	Apr23-May23	May23-Jun23	Jun23-Jul23	Jul23-Aug23	Aug23-Sep23
3rd wed	25.00b	53.00b	55.00b	114.00b	70.00b	75.00b	80.00b	80.00b	80.00b	80.00b	80.00b	80.00b
	Oct22	Nov22	Dec22	Jan23	Feb23	Mar23	Apr23	May23	Jun23	Jul23	Aug23	Sep23
Sep22	25.00b	78.00b	133.00b	247.00b	317.00b	392.00b	472.00b	552.00b	632.00b	712.00b	792.00b	872.00b
	Oct22	Nov22	Dec22	Jan23	Feb23	Mar23	Apr23	May23	Jun23	Jul23	Aug23	Sep23
Sep22	53.00b	108.00b	222.00b	292.00b	367.00b	447.00b	527.00b	607.00b	687.00b	767.00b	847.00b	
	Nov22	Dec22	Jan23	Feb23	Mar23	Apr23	May23	Jun23	Jul23	Aug23	Sep23	
Sep22	55.00b	169.00b	239.00b	314.00b	394.00b	474.00b	554.00b	634.00b	714.00b	794.00b		
	Dec22	Jan23	Feb23	Mar23	Apr23	May23	Jun23	Jul23	Aug23	Sep23		
Sep22	114.00b	184.00b	259.00b	339.00b	419.00b	499.00b	579.00b	659.00b	739.00b			
	Jan23	Feb23	Mar23	Apr23	May23	Jun23	Jul23	Aug23	Sep23			
Sep22	70.00b	145.00b	225.00b	305.00b	385.00b	465.00b	545.00b	625.00b	705.00b			
	Feb23	Mar23	Apr23	May23	Jun23	Jul23	Aug23	Sep23				
Sep22	75.00b	155.00b	235.00b	315.00b	395.00b	475.00b	555.00b					
	Mar23	Apr23	May23	Jun23	Jul23	Aug23	Sep23					
Sep22	80.00b	160.00b	240.00b	320.00b	400.00b	480.00b						
	Apr23	May23	Jun23	Jul23	Aug23	Sep23						
Sep22	80.00b	160.00b	240.00b	320.00b	400.00b							
	May23	Jun23	Jul23	Aug23	Sep23							
Sep22	80.00b	160.00b	240.00b									
	Jun23	Jul23	Aug23	Sep23								
Sep22	80.00b	160.00b	240.00b									
	Jul23	Aug23	Sep23									
Sep22	80.00b	160.00b										
	Aug23	Sep23										
Sep22	80.00b											
	Sep23											
Sep22	80.00b											



*본 자료는 LME에서 공시하는 Valuation을 토대로 작성된 것으로 실제 거래 시의 스프레드와는 무관합니다.
 ** Source: Reuters

