

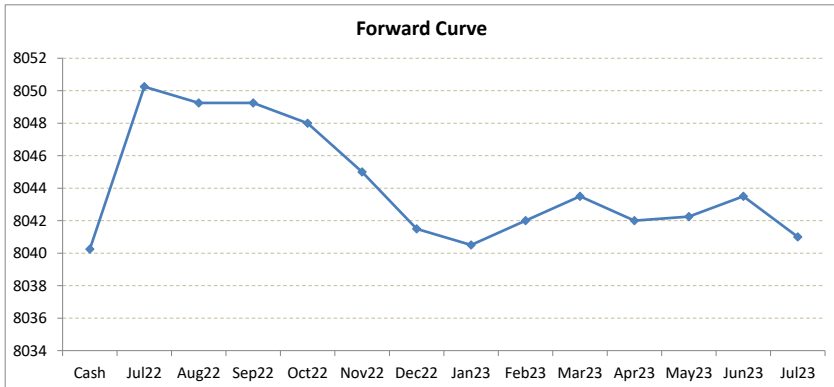
# LME Valuation - Copper

Cash - 3M: 7.75c

Date: 2022-07-01

**Cash 8040.25**  
**3M 8048.00**  
 Jul22 8050.25  
 Aug22 8049.25  
 Sep22 8049.25  
 Oct22 8048.00  
 Nov22 8045.00  
 Dec22 8041.50  
 Jan23 8040.50  
 Feb23 8042.00  
 Mar23 8043.50  
 Apr23 8042.00  
 May23 8042.25  
 Jun23 8043.50  
 Jul23 8041.00

	Cash-Jul22	Cash-Aug22	Cash-Sep22	Cash-Oct22	Cash-Nov22	Cash-Dec22	Cash-Jan23	Cash-Feb23	Cash-Mar23	Cash-Apr23	Cash-May23	Cash-Jun23
Cash	10.00c	9.00c	9.00c	7.75c	4.75c	1.25c	0.25c	1.75c	3.25c	1.75c	2.00c	3.25c
	Jul22-3M	Aug22-3M	Sep22-3M	3M-Oct22	3M-Nov22	3M-Dec22	3M-Jan23	3M-Feb23	3M-Mar23	3M-Apr23	3M-May23	3M-Jun23
3M	2.25b	1.25b	1.25b	0.00b	3.00b	6.50b	7.50b	6.00b	4.50b	6.00b	5.75b	4.50b
	Jul22-Aug22	Aug22-Sep22	Sep22-Oct22	Oct22-Nov22	Nov22-Dec22	Dec22-Jan23	Jan23-Feb23	Feb23-Mar23	Mar23-Apr23	Apr23-May23	May23-Jun23	Jun23-Jul23
3rd wed	1.00b	0.00b	1.25b	3.00b	3.50b	1.00b	1.50c	1.50c	1.50b	0.25c	1.25c	2.50b
	Aug22	Sep22	Oct22	Nov22	Dec22	Jan23	Feb23	Mar23	Apr23	May23	Jun23	Jul23
Jul22	1.00b	1.00b	2.25b	5.25b	8.75b	9.75b	8.25b	6.75b	8.25b	8.00b	6.75b	9.25b
Aug22		0.00b	1.25b	4.25b	7.75b	8.75b	7.25b	5.75b	7.25b	7.00b	5.75b	8.25b
Sep22			1.25b	4.25b	7.75b	8.75b	7.25b	5.75b	7.25b	7.00b	5.75b	8.25b
Oct22				3.00b	6.50b	7.50b	6.00b	4.50b	6.00b	5.75b	4.50b	7.00b
Nov22					3.50b	4.50b	3.00b	1.50b	3.00b	2.75b	1.50b	4.00b
Dec22						1.00b	0.50c	2.00c	0.50c	0.75c	2.00c	0.50b
Jan23							1.50c	3.00c	1.50c	1.75c	3.00c	0.50c
Feb23								1.50c	0.00b	0.25c	1.50c	1.00b
Mar23									1.50b	1.25b	0.00b	2.50b
Apr23										0.25c	1.50c	1.00b
May23											1.25c	1.25b
Jun23												2.50b
Jul23												



\*본 자료는 LME에서 공시하는 Valuation을 토대로 작성된 것으로 실제 거래 시의 스프레드와는 무관합니다.  
 \*\* Source: Reuters

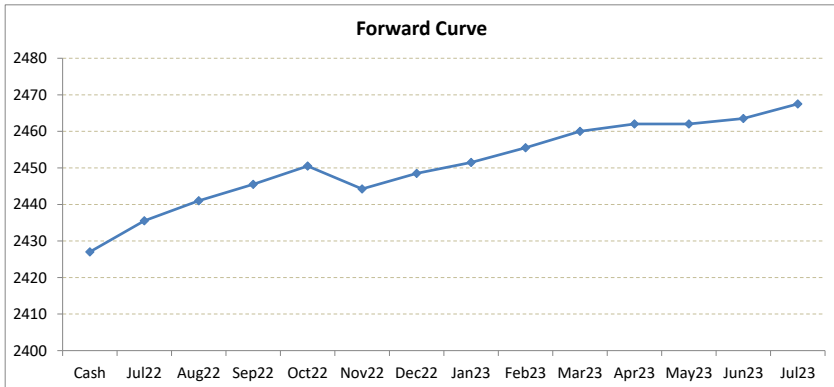
# LME Valuation - Aluminium

Cash - 3M: 16.99c

Date: 2022-07-01

**Cash** 2427.01  
**3M** 2444.00  
 Jul22 2435.51  
 Aug22 2441.01  
 Sep22 2445.51  
 Oct22 2450.51  
 Nov22 2444.26  
 Dec22 2448.51  
 Jan23 2451.51  
 Feb23 2455.51  
 Mar23 2460.01  
 Apr23 2462.01  
 May23 2462.01  
 Jun23 2463.51  
 Jul23 2467.51

	Cash-Jul22	Cash-Aug22	Cash-Sep22	Cash-Oct22	Cash-Nov22	Cash-Dec22	Cash-Jan23	Cash-Feb23	Cash-Mar23	Cash-Apr23	Cash-May23	Cash-Jun23
Cash	8.50c	14.00c	18.50c	23.50c	17.25c	21.50c	24.50c	28.50c	33.00c	35.00c	35.00c	36.50c
	Jul22-3M	Aug22-3M	Sep22-3M	3M-Oct22	3M-Nov22	3M-Dec22	3M-Jan23	3M-Feb23	3M-Mar23	3M-Apr23	3M-May23	3M-Jun23
3M	8.49c	2.99c	1.51b	6.51c	0.26c	4.51c	7.51c	11.51c	16.01c	18.01c	18.01c	19.51c
	Jul22-Aug22	Aug22-Sep22	Sep22-Oct22	Oct22-Nov22	Nov22-Dec22	Dec22-Jan23	Jan23-Feb23	Feb23-Mar23	Mar23-Apr23	Apr23-May23	May23-Jun23	Jun23-Jul23
3rd wed	5.50c	4.50c	5.00c	6.25b	4.25c	3.00c	4.00c	4.50c	2.00c	0.00b	1.50c	4.00c
	Aug22	Sep22	Oct22	Nov22	Dec22	Jan23	Feb23	Mar23	Apr23	May23	Jun23	Jul23
Jul22	5.50c	10.00c	15.00c	8.75c	13.00c	16.00c	20.00c	24.50c	26.50c	26.50c	28.00c	32.00c
	Aug22	Sep22	Oct22	Nov22	Dec22	Jan23	Feb23	Mar23	Apr23	May23	Jun23	Jul23
Aug22	4.50c	9.50c	3.25c	7.50c	10.50c	14.50c	19.00c	21.00c	21.00c	22.50c	26.50c	
	Aug22	Sep22	Oct22	Nov22	Dec22	Jan23	Feb23	Mar23	Apr23	May23	Jun23	Jul23
Sep22	5.00c	1.25b	3.00c	6.00c	10.00c	14.50c	16.50c	16.50c	18.00c	22.00c		
	Aug22	Sep22	Oct22	Nov22	Dec22	Jan23	Feb23	Mar23	Apr23	May23	Jun23	Jul23
Oct22	6.25b	2.00b	1.00c	5.00c	9.50c	11.50c	11.50c	13.00c	13.50c	15.00c	19.00c	
	Aug22	Sep22	Oct22	Nov22	Dec22	Jan23	Feb23	Mar23	Apr23	May23	Jun23	Jul23
Nov22	4.25c	7.25c	11.25c	15.75c	17.75c	17.75c	19.25c	23.25c				
	Aug22	Sep22	Oct22	Nov22	Dec22	Jan23	Feb23	Mar23	Apr23	May23	Jun23	Jul23
Dec22	3.00c	7.00c	11.50c	13.50c	13.50c	15.00c	19.00c					
	Aug22	Sep22	Oct22	Nov22	Dec22	Jan23	Feb23	Mar23	Apr23	May23	Jun23	Jul23
Jan23	4.00c	8.50c	10.50c	10.50c	12.00c	16.00c						
	Aug22	Sep22	Oct22	Nov22	Dec22	Jan23	Feb23	Mar23	Apr23	May23	Jun23	Jul23
Feb23	4.50c	6.50c	6.50c	8.00c	12.00c							
	Aug22	Sep22	Oct22	Nov22	Dec22	Jan23	Feb23	Mar23	Apr23	May23	Jun23	Jul23
Mar23	2.00c	2.00c	3.50c	7.50c								
	Aug22	Sep22	Oct22	Nov22	Dec22	Jan23	Feb23	Mar23	Apr23	May23	Jun23	Jul23
Apr23	0.00b	1.50c	5.50c									
	Aug22	Sep22	Oct22	Nov22	Dec22	Jan23	Feb23	Mar23	Apr23	May23	Jun23	Jul23
May23	1.50c	5.50c										
	Aug22	Sep22	Oct22	Nov22	Dec22	Jan23	Feb23	Mar23	Apr23	May23	Jun23	Jul23
Jun23	1.50c	4.00c										
	Aug22	Sep22	Oct22	Nov22	Dec22	Jan23	Feb23	Mar23	Apr23	May23	Jun23	Jul23
Jul23	4.00c											



\*본 자료는 LME에서 공시하는 Valuation을 토대로 작성된 것으로 실제 거래 시의 스프레드와는 무관합니다.  
 \*\* Source: Reuters

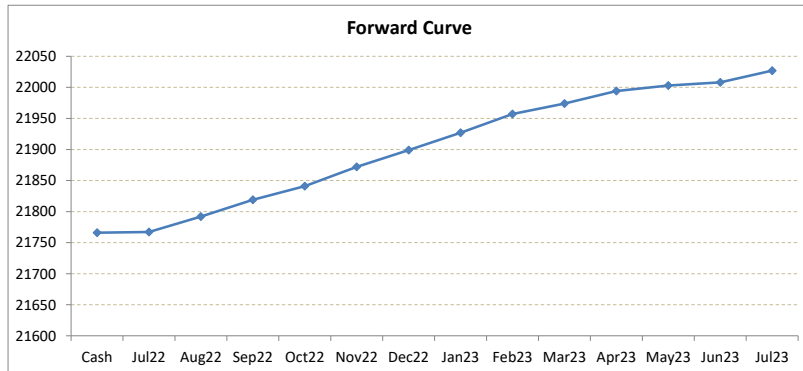
# LME Valuation - Nickel

Cash - 3M: 58.00c

Date: 2022-07-01

**Cash 21766.00**  
**3M 21824.00**  
 Jul22 21767.00  
 Aug22 21792.00  
 Sep22 21819.00  
 Oct22 21841.00  
 Nov22 21872.00  
 Dec22 21899.00  
 Jan23 21927.00  
 Feb23 21957.00  
 Mar23 21974.00  
 Apr23 21994.00  
 May23 22003.00  
 Jun23 22008.00  
 Jul23 22027.00

	Cash-Jul22	Cash-Aug22	Cash-Sep22	Cash-Oct22	Cash-Nov22	Cash-Dec22	Cash-Jan23	Cash-Feb23	Cash-Mar23	Cash-Apr23	Cash-May23	Cash-Jun23
Cash	1.00c	26.00c	53.00c	75.00c	106.00c	133.00c	161.00c	191.00c	208.00c	228.00c	237.00c	242.00c
	Jul22-3M	Aug22-3M	Sep22-3M	3M-Oct22	3M-Nov22	3M-Dec22	3M-Jan23	3M-Feb23	3M-Mar23	3M-Apr23	3M-May23	3M-Jun23
3M	57.00c	32.00c	5.00c	17.00c	48.00c	75.00c	103.00c	133.00c	150.00c	170.00c	179.00c	184.00c
	Jul22-Aug22	Aug22-Sep22	Sep22-Oct22	Oct22-Nov22	Nov22-Dec22	Dec22-Jan23	Jan23-Feb23	Feb23-Mar23	Mar23-Apr23	Apr23-May23	May23-Jun23	Jun23-Jul23
3rd wed	25.00c	27.00c	22.00c	31.00c	27.00c	28.00c	30.00c	17.00c	20.00c	9.00c	5.00c	19.00c
	Aug22	Sep22	Oct22	Nov22	Dec22	Jan23	Feb23	Mar23	Apr23	May23	Jun23	Jul23
Jul22	25.00c	52.00c	74.00c	105.00c	132.00c	160.00c	190.00c	207.00c	227.00c	236.00c	241.00c	260.00c
	Aug22	27.00c	49.00c	80.00c	107.00c	135.00c	165.00c	182.00c	202.00c	211.00c	216.00c	235.00c
		Sep22	22.00c	53.00c	80.00c	108.00c	138.00c	155.00c	175.00c	184.00c	189.00c	208.00c
			Oct22	31.00c	58.00c	86.00c	116.00c	133.00c	153.00c	162.00c	167.00c	186.00c
				Nov22	27.00c	55.00c	85.00c	102.00c	122.00c	131.00c	136.00c	155.00c
					Dec22	28.00c	58.00c	75.00c	95.00c	104.00c	109.00c	128.00c
						Jan23	30.00c	47.00c	67.00c	76.00c	81.00c	100.00c
							Feb23	17.00c	37.00c	46.00c	51.00c	70.00c
								Mar23	20.00c	29.00c	34.00c	53.00c
									Apr23	9.00c	14.00c	33.00c
										May23	5.00c	24.00c
											Jun23	19.00c
												Jul23



\*본 자료는 LME에서 공시하는 Valuation을 토대로 작성된 것으로 실제 거래 시의 스프레드와는 무관합니다.

\*\* Source: Reuters

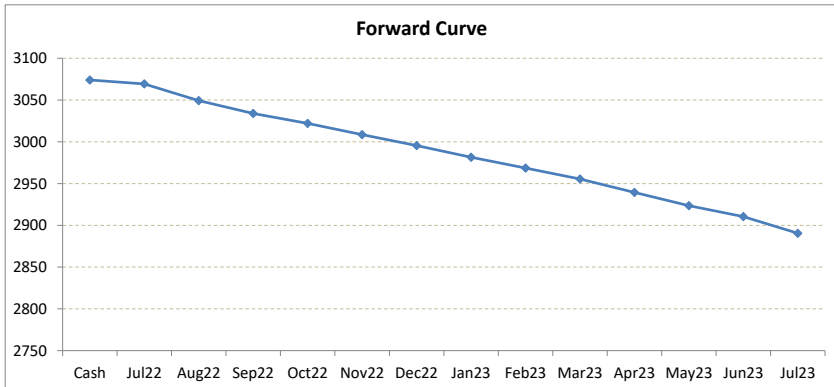
# LME Valuation - Zinc

Cash - 3M: **45.00b**

Date: **2022-07-01**

**Cash 3074.00**  
**3M 3029.00**  
 Jul22 **3069.25**  
 Aug22 **3049.25**  
 Sep22 **3034.00**  
 Oct22 **3022.00**  
 Nov22 **3008.50**  
 Dec22 **2995.50**  
 Jan23 **2981.50**  
 Feb23 **2968.50**  
 Mar23 **2955.50**  
 Apr23 **2939.50**  
 May23 **2923.50**  
 Jun23 **2910.50**  
 Jul23 **2890.50**

	Cash-Jul22	Cash-Aug22	Cash-Sep22	Cash-Oct22	Cash-Nov22	Cash-Dec22	Cash-Jan23	Cash-Feb23	Cash-Mar23	Cash-Apr23	Cash-May23	Cash-Jun23
Cash	4.75b	24.75b	40.00b	52.00b	65.50b	78.50b	92.50b	105.50b	118.50b	134.50b	150.50b	163.50b
	Jul22-3M	Aug22-3M	Sep22-3M	3M-Oct22	3M-Nov22	3M-Dec22	3M-Jan23	3M-Feb23	3M-Mar23	3M-Apr23	3M-May23	3M-Jun23
3M	40.25b	20.25b	5.00b	7.00b	20.50b	33.50b	47.50b	60.50b	73.50b	89.50b	105.50b	118.50b
	Jul22-Aug22	Aug22-Sep22	Sep22-Oct22	Oct22-Nov22	Nov22-Dec22	Dec22-Jan23	Jan23-Feb23	Feb23-Mar23	Mar23-Apr23	Apr23-May23	May23-Jun23	Jun23-Jul23
3rd wed	20.00b	15.25b	12.00b	13.50b	13.00b	14.00b	13.00b	13.00b	16.00b	16.00b	13.00b	20.00b
	Aug22	Sep22	Oct22	Nov22	Dec22	Jan23	Feb23	Mar23	Apr23	May23	Jun23	Jul23
Jul22	20.00b	35.25b	47.25b	60.75b	73.75b	87.75b	100.75b	113.75b	129.75b	145.75b	158.75b	178.75b
	Aug22	Sep22	Oct22	Nov22	Dec22	Jan23	Feb23	Mar23	Apr23	May23	Jun23	Jul23
Aug22		15.25b	27.25b	40.75b	53.75b	67.75b	80.75b	93.75b	109.75b	125.75b	138.75b	158.75b
	Aug22	Sep22	Oct22	Nov22	Dec22	Jan23	Feb23	Mar23	Apr23	May23	Jun23	Jul23
Sep22			12.00b	25.50b	38.50b	52.50b	65.50b	78.50b	94.50b	110.50b	123.50b	143.50b
	Aug22	Sep22	Oct22	Nov22	Dec22	Jan23	Feb23	Mar23	Apr23	May23	Jun23	Jul23
Oct22				13.50b	26.50b	40.50b	53.50b	66.50b	82.50b	98.50b	111.50b	131.50b
	Aug22	Sep22	Oct22	Nov22	Dec22	Jan23	Feb23	Mar23	Apr23	May23	Jun23	Jul23
Nov22					13.00b	27.00b	40.00b	53.00b	69.00b	85.00b	98.00b	118.00b
	Aug22	Sep22	Oct22	Nov22	Dec22	Jan23	Feb23	Mar23	Apr23	May23	Jun23	Jul23
Dec22						14.00b	27.00b	40.00b	56.00b	72.00b	85.00b	105.00b
	Aug22	Sep22	Oct22	Nov22	Dec22	Jan23	Feb23	Mar23	Apr23	May23	Jun23	Jul23
Jan23							13.00b	26.00b	42.00b	58.00b	71.00b	91.00b
	Aug22	Sep22	Oct22	Nov22	Dec22	Jan23	Feb23	Mar23	Apr23	May23	Jun23	Jul23
Feb23								13.00b	29.00b	45.00b	58.00b	78.00b
	Aug22	Sep22	Oct22	Nov22	Dec22	Jan23	Feb23	Mar23	Apr23	May23	Jun23	Jul23
Mar23									16.00b	32.00b	45.00b	65.00b
	Aug22	Sep22	Oct22	Nov22	Dec22	Jan23	Feb23	Mar23	Apr23	May23	Jun23	Jul23
Apr23										16.00b	29.00b	49.00b
	Aug22	Sep22	Oct22	Nov22	Dec22	Jan23	Feb23	Mar23	Apr23	May23	Jun23	Jul23
May23											13.00b	33.00b
	Aug22	Sep22	Oct22	Nov22	Dec22	Jan23	Feb23	Mar23	Apr23	May23	Jun23	Jul23
Jun23												20.00b
	Aug22	Sep22	Oct22	Nov22	Dec22	Jan23	Feb23	Mar23	Apr23	May23	Jun23	Jul23
Jul23												



\*본 자료는 LME에서 공시하는 Valuation을 토대로 작성된 것으로 실제 거래 시의 스프레드와는 무관합니다.  
 \*\* Source: Reuters



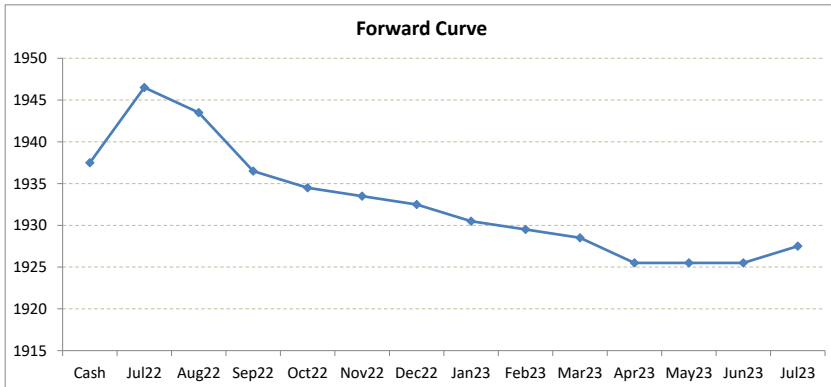
# LME Valuation - Lead

Cash - 3M: **3.00b**

Date: **2022-07-01**

**Cash 1937.50**  
**3M 1934.50**  
 Jul22 **1946.50**  
 Aug22 **1943.50**  
 Sep22 **1936.50**  
 Oct22 **1934.50**  
 Nov22 **1933.50**  
 Dec22 **1932.50**  
 Jan23 **1930.50**  
 Feb23 **1929.50**  
 Mar23 **1928.50**  
 Apr23 **1925.50**  
 May23 **1925.50**  
 Jun23 **1925.50**  
 Jul23 **1927.50**

	Cash-Jul22	Cash-Aug22	Cash-Sep22	Cash-Oct22	Cash-Nov22	Cash-Dec22	Cash-Jan23	Cash-Feb23	Cash-Mar23	Cash-Apr23	Cash-May23	Cash-Jun23
Cash	9.00c	6.00c	1.00b	3.00b	4.00b	5.00b	7.00b	8.00b	9.00b	12.00b	12.00b	12.00b
	Jul22-3M	Aug22-3M	Sep22-3M	3M-Oct22	3M-Nov22	3M-Dec22	3M-Jan23	3M-Feb23	3M-Mar23	3M-Apr23	3M-May23	3M-Jun23
3M	12.00b	9.00b	2.00b	0.00b	1.00b	2.00b	4.00b	5.00b	6.00b	9.00b	9.00b	9.00b
	Jul22-Aug22	Aug22-Sep22	Sep22-Oct22	Oct22-Nov22	Nov22-Dec22	Dec22-Jan23	Jan23-Feb23	Feb23-Mar23	Mar23-Apr23	Apr23-May23	May23-Jun23	Jun23-Jul23
3rd wed	3.00b	7.00b	2.00b	1.00b	1.00b	2.00b	1.00b	1.00b	3.00b	0.00b	0.00b	2.00c
	Aug22	Sep22	Oct22	Nov22	Dec22	Jan23	Feb23	Mar23	Apr23	May23	Jun23	Jul23
Jul22	3.00b	10.00b	12.00b	13.00b	14.00b	16.00b	17.00b	18.00b	21.00b	21.00b	21.00b	19.00b
Aug22		7.00b	9.00b	10.00b	11.00b	13.00b	14.00b	15.00b	18.00b	18.00b	18.00b	16.00b
Sep22			2.00b	3.00b	4.00b	6.00b	7.00b	8.00b	11.00b	11.00b	11.00b	9.00b
Oct22				1.00b	2.00b	4.00b	5.00b	6.00b	9.00b	9.00b	9.00b	7.00b
Nov22					1.00b	3.00b	4.00b	5.00b	8.00b	8.00b	8.00b	6.00b
Dec22						2.00b	3.00b	4.00b	7.00b	7.00b	7.00b	5.00b
Jan23							1.00b	2.00b	5.00b	5.00b	5.00b	3.00b
Feb23								1.00b	4.00b	4.00b	4.00b	2.00b
Mar23									3.00b	3.00b	3.00b	1.00b
Apr23										0.00b	0.00b	2.00c
May23											0.00b	2.00c
Jun23												2.00c
Jul23												



\*본 자료는 LME에서 공시하는 Valuation을 토대로 작성된 것으로 실제 거래 시의 스프레드와는 무관합니다.

\*\* Source: Reuters

# LME Valuation - Tin

Cash - 3M: **240.00b**

Date: **2022-07-01**

	Cash-Jul22	Cash-Aug22	Cash-Sep22	Cash-Oct22	Cash-Nov22	Cash-Dec22	Cash-Jan23	Cash-Feb23	Cash-Mar23	Cash-Apr23	Cash-May23	Cash-Jun23
<b>Cash</b>	<b>26890.00</b>											
<b>3M</b>	<b>26650.00</b>											
Jul22	<b>26890.00</b>											
Aug22	<b>26820.00</b>											
Sep22	<b>26735.00</b>											
Oct22	<b>26595.00</b>											
Nov22	<b>26465.00</b>											
Dec22	<b>26335.00</b>											
Jan23	<b>26245.00</b>											
Feb23	<b>26155.00</b>											
Mar23	<b>26080.00</b>											
Apr23	<b>26030.00</b>											
May23	<b>26005.00</b>											
Jun23	<b>25980.00</b>											
Jul23	<b>25955.00</b>											

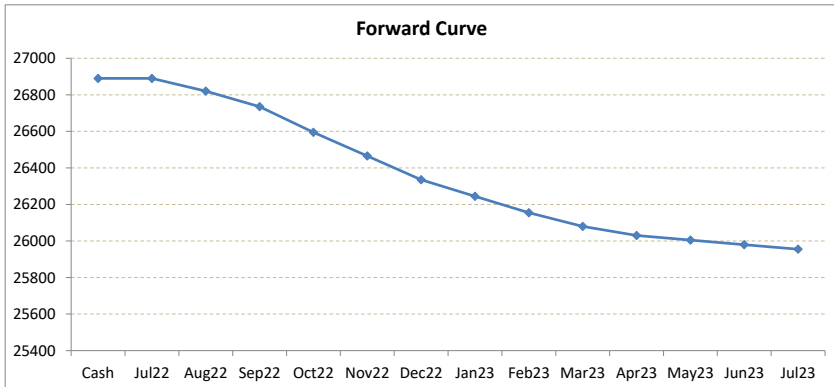
	Jul22-3M	Aug22-3M	Sep22-3M	3M-Oct22	3M-Nov22	3M-Dec22	3M-Jan23	3M-Feb23	3M-Mar23	3M-Apr23	3M-May23	3M-Jun23
Cash	0.00b	70.00b	155.00b	295.00b	425.00b	555.00b	645.00b	735.00b	810.00b	860.00b	885.00b	910.00b
3M	240.00b	170.00b	85.00b	55.00b	185.00b	315.00b	405.00b	495.00b	570.00b	620.00b	645.00b	670.00b

	Jul22-Aug22	Aug22-Sep22	Sep22-Oct22	Oct22-Nov22	Nov22-Dec22	Dec22-Jan23	Jan23-Feb23	Feb23-Mar23	Mar23-Apr23	Apr23-May23	May23-Jun23	Jun23-Jul23
3rd wed	70.00b	85.00b	140.00b	130.00b	130.00b	90.00b	90.00b	75.00b	50.00b	25.00b	25.00b	25.00b

	Aug22	Sep22	Oct22	Nov22	Dec22	Jan23	Feb23	Mar23	Apr23	May23	Jun23	Jul23
Jul22	70.00b	155.00b	295.00b	425.00b	555.00b	645.00b	735.00b	810.00b	860.00b	885.00b	910.00b	935.00b
Aug22		85.00b	225.00b	355.00b	485.00b	575.00b	665.00b	740.00b	790.00b	815.00b	840.00b	865.00b
Sep22			140.00b	270.00b	400.00b	490.00b	580.00b	655.00b	705.00b	730.00b	755.00b	780.00b
Oct22				130.00b	260.00b	350.00b	440.00b	515.00b	565.00b	590.00b	615.00b	640.00b
Nov22					130.00b	220.00b	310.00b	385.00b	435.00b	460.00b	485.00b	510.00b
Dec22						90.00b	180.00b	255.00b	305.00b	330.00b	355.00b	380.00b
Jan23							90.00b	165.00b	215.00b	240.00b	265.00b	290.00b
Feb23								75.00b	125.00b	150.00b	175.00b	200.00b
Mar23									50.00b	75.00b	100.00b	125.00b
Apr23										25.00b	50.00b	75.00b
May23											25.00b	50.00b
Jun23												25.00b
Jul23												



\*본 자료는 LME에서 공시하는 Valuation을 토대로 작성된 것으로 실제 거래 시의 스프레드와는 무관합니다.

\*\* Source: Reuters