

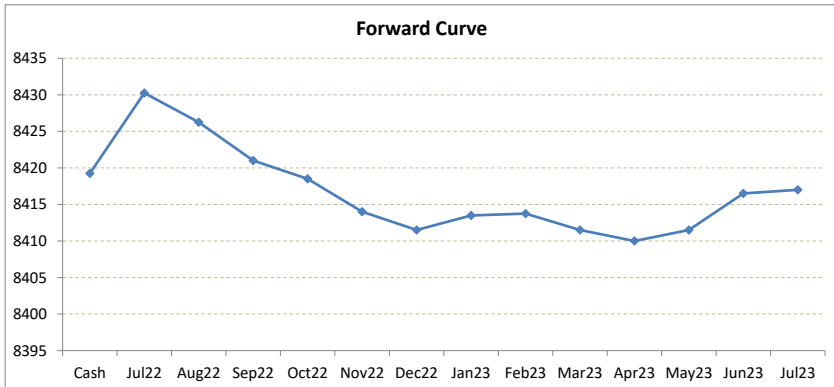
# LME Valuation - Copper

Cash - 3M: **1.75b**

Date: **2022-06-27**

**Cash 8419.25**  
**3M 8417.50**  
 Jul22 8430.25  
 Aug22 8426.25  
 Sep22 8421.00  
 Oct22 8418.50  
 Nov22 8414.00  
 Dec22 8411.50  
 Jan23 8413.50  
 Feb23 8413.75  
 Mar23 8411.50  
 Apr23 8410.00  
 May23 8411.50  
 Jun23 8416.50  
 Jul23 8417.00

	Cash-Jul22	Cash-Aug22	Cash-Sep22	Cash-Oct22	Cash-Nov22	Cash-Dec22	Cash-Jan23	Cash-Feb23	Cash-Mar23	Cash-Apr23	Cash-May23	Cash-Jun23
Cash	11.00c	7.00c	1.75c	0.75b	5.25b	7.75b	5.75b	5.50b	7.75b	9.25b	7.75b	2.75b
	Jul22-3M	Aug22-3M	Sep22-3M	3M-Oct22	3M-Nov22	3M-Dec22	3M-Jan23	3M-Feb23	3M-Mar23	3M-Apr23	3M-May23	3M-Jun23
3M	12.75b	8.75b	3.50b	1.00c	3.50b	6.00b	4.00b	3.75b	6.00b	7.50b	6.00b	1.00b
	Jul22-Aug22	Aug22-Sep22	Sep22-Oct22	Oct22-Nov22	Nov22-Dec22	Dec22-Jan23	Jan23-Feb23	Feb23-Mar23	Mar23-Apr23	Apr23-May23	May23-Jun23	Jun23-Jul23
3rd wed	4.00b	5.25b	2.50b	4.50b	2.50b	2.00c	0.25c	2.25b	1.50b	1.50c	5.00c	0.50c
	Aug22	Sep22	Oct22	Nov22	Dec22	Jan23	Feb23	Mar23	Apr23	May23	Jun23	Jul23
Jul22	4.00b	9.25b	11.75b	16.25b	18.75b	16.75b	16.50b	18.75b	20.25b	18.75b	13.75b	13.25b
	Aug22	Sep22	Oct22	Nov22	Dec22	Jan23	Feb23	Mar23	Apr23	May23	Jun23	Jul23
Aug22		5.25b	7.75b	12.25b	14.75b	12.75b	12.50b	14.75b	16.25b	14.75b	9.75b	9.25b
	Aug22	Sep22	Oct22	Nov22	Dec22	Jan23	Feb23	Mar23	Apr23	May23	Jun23	Jul23
Sep22			2.50b	7.00b	9.50b	7.50b	7.25b	9.50b	11.00b	9.50b	4.50b	4.00b
	Aug22	Sep22	Oct22	Nov22	Dec22	Jan23	Feb23	Mar23	Apr23	May23	Jun23	Jul23
Oct22				4.50b	7.00b	5.00b	4.75b	7.00b	8.50b	7.00b	2.00b	1.50b
	Aug22	Sep22	Oct22	Nov22	Dec22	Jan23	Feb23	Mar23	Apr23	May23	Jun23	Jul23
Nov22					2.50b	0.50b	0.25b	2.50b	4.00b	2.50b	2.50c	3.00c
	Aug22	Sep22	Oct22	Nov22	Dec22	Jan23	Feb23	Mar23	Apr23	May23	Jun23	Jul23
Dec22						2.00c	2.25c	0.00b	1.50b	0.00b	5.00c	5.50c
	Aug22	Sep22	Oct22	Nov22	Dec22	Jan23	Feb23	Mar23	Apr23	May23	Jun23	Jul23
Jan23							0.25c	2.00b	3.50b	2.00b	3.00c	3.50c
	Aug22	Sep22	Oct22	Nov22	Dec22	Jan23	Feb23	Mar23	Apr23	May23	Jun23	Jul23
Feb23								2.25b	3.75b	2.25b	2.75c	3.25c
	Aug22	Sep22	Oct22	Nov22	Dec22	Jan23	Feb23	Mar23	Apr23	May23	Jun23	Jul23
Mar23									1.50b	0.00b	5.00c	5.50c
	Aug22	Sep22	Oct22	Nov22	Dec22	Jan23	Feb23	Mar23	Apr23	May23	Jun23	Jul23
Apr23										1.50c	6.50c	7.00c
	Aug22	Sep22	Oct22	Nov22	Dec22	Jan23	Feb23	Mar23	Apr23	May23	Jun23	Jul23
May23											5.00c	5.50c
	Aug22	Sep22	Oct22	Nov22	Dec22	Jan23	Feb23	Mar23	Apr23	May23	Jun23	Jul23
Jun23												0.50c
	Aug22	Sep22	Oct22	Nov22	Dec22	Jan23	Feb23	Mar23	Apr23	May23	Jun23	Jul23
Jul23												



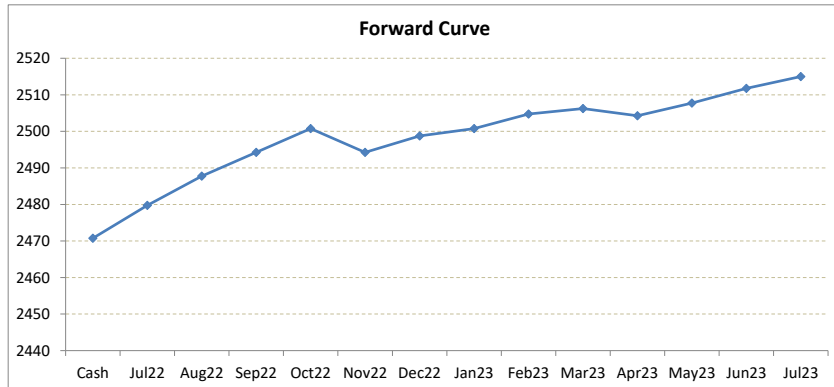
\*본 자료는 LME에서 공시하는 Valuation을 토대로 작성된 것으로 실제 거래 시의 스프레드와는 무관합니다.  
 \*\* Source: Reuters

# LME Valuation - Aluminium

Cash - 3M: 24.75c

Date: 2022-06-27

<b>Cash</b>	<b>2470.75</b>		Cash-Jul22	Cash-Aug22	Cash-Sep22	Cash-Oct22	Cash-Nov22	Cash-Dec22	Cash-Jan23	Cash-Feb23	Cash-Mar23	Cash-Apr23	Cash-May23	Cash-Jun23
<b>3M</b>	<b>2495.50</b>	Cash	9.00c	17.00c	23.50c	30.00c	23.50c	28.00c	30.00c	34.00c	35.50c	33.50c	37.00c	41.00c
Jul22	<b>2479.75</b>													
Aug22	<b>2487.75</b>		Jul22-3M	Aug22-3M	Sep22-3M	3M-Oct22	3M-Nov22	3M-Dec22	3M-Jan23	3M-Feb23	3M-Mar23	3M-Apr23	3M-May23	3M-Jun23
Sep22	<b>2494.25</b>	3M	15.75c	7.75c	1.25c	5.25c	1.25b	3.25c	5.25c	9.25c	10.75c	8.75c	12.25c	16.25c
Oct22	<b>2500.75</b>													
Nov22	<b>2494.25</b>		Jul22-Aug22	Aug22-Sep22	Sep22-Oct22	Oct22-Nov22	Nov22-Dec22	Dec22-Jan23	Jan23-Feb23	Feb23-Mar23	Mar23-Apr23	Apr23-May23	May23-Jun23	Jun23-Jul23
Dec22	<b>2498.75</b>	3rd wed	8.00c	6.50c	6.50c	6.50b	4.50c	2.00c	4.00c	1.50c	2.00b	3.50c	4.00c	3.25c
Jan23	<b>2500.75</b>													
Feb23	<b>2504.75</b>		Aug22	Sep22	Oct22	Nov22	Dec22	Jan23	Feb23	Mar23	Apr23	May23	Jun23	Jul23
Mar23	<b>2506.25</b>	Jul22	8.00c	14.50c	21.00c	14.50c	19.00c	21.00c	25.00c	26.50c	24.50c	28.00c	32.00c	35.25c
Apr23	<b>2504.25</b>		Aug22	6.50c	13.00c	6.50c	11.00c	13.00c	17.00c	18.50c	16.50c	20.00c	24.00c	27.25c
May23	<b>2507.75</b>			Sep22	6.50c	0.00b	4.50c	6.50c	10.50c	12.00c	10.00c	13.50c	17.50c	20.75c
Jun23	<b>2511.75</b>				Oct22	6.50b	2.00b	0.00b	4.00c	5.50c	3.50c	7.00c	11.00c	14.25c
Jul23	<b>2515.00</b>					Nov22	4.50c	6.50c	10.50c	12.00c	10.00c	13.50c	17.50c	20.75c
							Dec22	2.00c	6.00c	7.50c	5.50c	9.00c	13.00c	16.25c
								Jan23	4.00c	5.50c	3.50c	7.00c	11.00c	14.25c
									Feb23	1.50c	0.50b	3.00c	7.00c	10.25c
										Mar23	2.00b	1.50c	5.50c	8.75c
											Apr23	3.50c	7.50c	10.75c
												May23	4.00c	7.25c
													Jun23	3.25c
														Jul23



\*본 자료는 LME에서 공시하는 Valuation을 토대로 작성된 것으로 실제 거래 시의 스프레드와는 무관합니다.

\*\* Source: Reuters

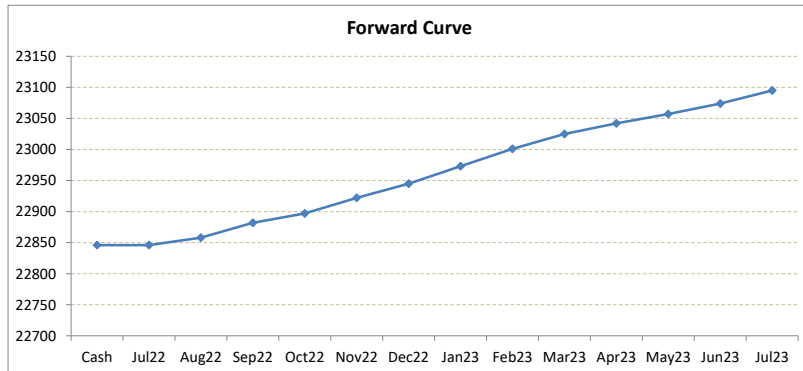
# LME Valuation - Nickel

Cash - 3M: 36.00c

Date: 2022-06-27

**Cash 22846.00**  
**3M 22882.00**  
 Jul22 22846.00  
 Aug22 22858.00  
 Sep22 22882.00  
 Oct22 22897.00  
 Nov22 22922.00  
 Dec22 22945.00  
 Jan23 22973.00  
 Feb23 23001.00  
 Mar23 23025.00  
 Apr23 23042.00  
 May23 23057.00  
 Jun23 23074.00  
 Jul23 23095.00

	Cash-Jul22	Cash-Aug22	Cash-Sep22	Cash-Oct22	Cash-Nov22	Cash-Dec22	Cash-Jan23	Cash-Feb23	Cash-Mar23	Cash-Apr23	Cash-May23	Cash-Jun23
Cash	0.00b	12.00c	36.00c	51.00c	76.00c	99.00c	127.00c	155.00c	179.00c	196.00c	211.00c	228.00c
	Jul22-3M	Aug22-3M	Sep22-3M	3M-Oct22	3M-Nov22	3M-Dec22	3M-Jan23	3M-Feb23	3M-Mar23	3M-Apr23	3M-May23	3M-Jun23
3M	36.00c	24.00c	0.00b	15.00c	40.00c	63.00c	91.00c	119.00c	143.00c	160.00c	175.00c	192.00c
	Jul22-Aug22	Aug22-Sep22	Sep22-Oct22	Oct22-Nov22	Nov22-Dec22	Dec22-Jan23	Jan23-Feb23	Feb23-Mar23	Mar23-Apr23	Apr23-May23	May23-Jun23	Jun23-Jul23
3rd wed	12.00c	24.00c	15.00c	25.00c	23.00c	28.00c	28.00c	24.00c	17.00c	15.00c	17.00c	21.00c
	Aug22	Sep22	Oct22	Nov22	Dec22	Jan23	Feb23	Mar23	Apr23	May23	Jun23	Jul23
Jul22	12.00c	36.00c	51.00c	76.00c	99.00c	127.00c	155.00c	179.00c	196.00c	211.00c	228.00c	249.00c
Aug22	24.00c	39.00c	64.00c	87.00c	115.00c	143.00c	167.00c	184.00c	199.00c	216.00c	237.00c	
Sep22		15.00c	40.00c	63.00c	91.00c	119.00c	143.00c	160.00c	175.00c	192.00c	213.00c	
Oct22			25.00c	48.00c	76.00c	104.00c	128.00c	145.00c	160.00c	177.00c	198.00c	
Nov22				23.00c	51.00c	79.00c	103.00c	120.00c	135.00c	152.00c	173.00c	
Dec22					28.00c	56.00c	80.00c	97.00c	112.00c	129.00c	150.00c	
Jan23						28.00c	52.00c	69.00c	84.00c	101.00c	122.00c	
Feb23							24.00c	41.00c	56.00c	73.00c	94.00c	
Mar23								17.00c	32.00c	49.00c	70.00c	
Apr23									15.00c	32.00c	53.00c	
May23										17.00c	38.00c	
Jun23											21.00c	
Jul23												21.00c



\*본 자료는 LME에서 공시하는 Valuation을 토대로 작성된 것으로 실제 거래 시의 스프레드와는 무관합니다.

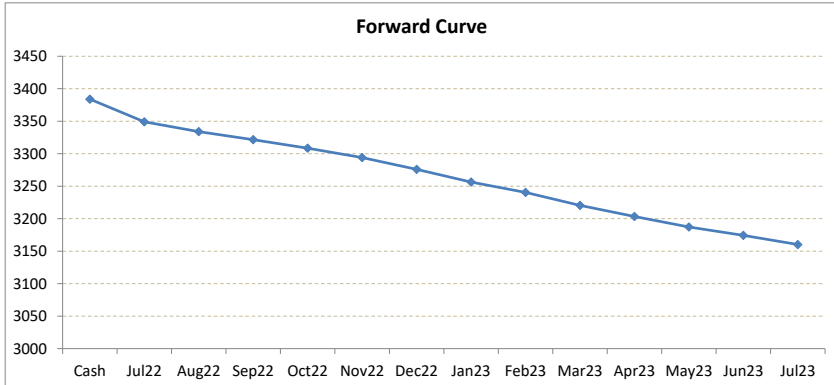
\*\* Source: Reuters

# LME Valuation - Zinc

Cash - 3M: **66.01b**

Date: **2022-06-27**

<b>Cash</b>	<b>3384.01</b>		Cash-Jul22	Cash-Aug22	Cash-Sep22	Cash-Oct22	Cash-Nov22	Cash-Dec22	Cash-Jan23	Cash-Feb23	Cash-Mar23	Cash-Apr23	Cash-May23	Cash-Jun23
<b>3M</b>	<b>3318.00</b>	Cash	35.00b	50.01b	62.51b	75.51b	90.01b	108.01b	127.51b	143.51b	163.51b	180.51b	196.76b	209.76b
Jul22	<b>3349.01</b>													
Aug22	<b>3334.00</b>		Jul22-3M	Aug22-3M	Sep22-3M	3M-Oct22	3M-Nov22	3M-Dec22	3M-Jan23	3M-Feb23	3M-Mar23	3M-Apr23	3M-May23	3M-Jun23
Sep22	<b>3321.50</b>	3M	31.01b	16.00b	3.50b	9.50b	24.00b	42.00b	61.50b	77.50b	97.50b	114.50b	130.75b	143.75b
Oct22	<b>3308.50</b>													
Nov22	<b>3294.00</b>		Jul22-Aug22	Aug22-Sep22	Sep22-Oct22	Oct22-Nov22	Nov22-Dec22	Dec22-Jan23	Jan23-Feb23	Feb23-Mar23	Mar23-Apr23	Apr23-May23	May23-Jun23	Jun23-Jul23
Dec22	<b>3276.00</b>	3rd wed	15.01b	12.50b	13.00b	14.50b	18.00b	19.50b	16.00b	20.00b	17.00b	16.25b	13.00b	14.00b
Jan23	<b>3256.50</b>													
Feb23	<b>3240.50</b>		Aug22	Sep22	Oct22	Nov22	Dec22	Jan23	Feb23	Mar23	Apr23	May23	Jun23	Jul23
Mar23	<b>3220.50</b>	Jul22	15.01b	27.51b	40.51b	55.01b	73.01b	92.51b	108.51b	128.51b	145.51b	161.76b	174.76b	188.76b
Apr23	<b>3203.50</b>		Aug22	12.50b	25.50b	40.00b	58.00b	77.50b	93.50b	113.50b	130.50b	146.75b	159.75b	173.75b
May23	<b>3187.25</b>			Sep22	13.00b	27.50b	45.50b	65.00b	81.00b	101.00b	118.00b	134.25b	147.25b	161.25b
Jun23	<b>3174.25</b>				Oct22	14.50b	32.50b	52.00b	68.00b	88.00b	105.00b	121.25b	134.25b	148.25b
Jul23	<b>3160.25</b>					Nov22	18.00b	37.50b	53.50b	73.50b	90.50b	106.75b	119.75b	133.75b
							Dec22	19.50b	35.50b	55.50b	72.50b	88.75b	101.75b	115.75b
								Jan23	16.00b	36.00b	53.00b	69.25b	82.25b	96.25b
									Feb23	20.00b	37.00b	53.25b	66.25b	80.25b
										Mar23	17.00b	33.25b	46.25b	60.25b
											Apr23	16.25b	29.25b	43.25b
												May23	13.00b	27.00b
													Jun23	14.00b
														Jul23



\*본 자료는 LME에서 공시하는 Valuation을 토대로 작성된 것으로 실제 거래 시의 스프레드와는 무관합니다.  
 \*\* Source: Reuters

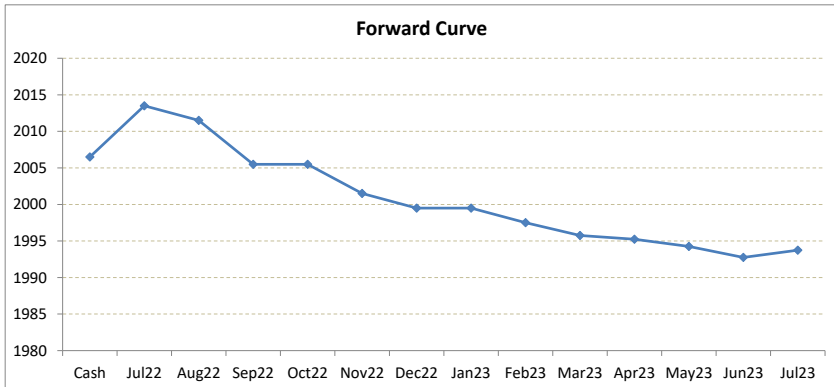
# LME Valuation - Lead

Cash - 3M: **3.00b**

Date: **2022-06-27**

**Cash 2006.50**  
**3M 2003.50**  
 Jul22 **2013.50**  
 Aug22 **2011.50**  
 Sep22 **2005.50**  
 Oct22 **2005.50**  
 Nov22 **2001.50**  
 Dec22 **1999.50**  
 Jan23 **1999.50**  
 Feb23 **1997.50**  
 Mar23 **1995.75**  
 Apr23 **1995.25**  
 May23 **1994.25**  
 Jun23 **1992.75**  
 Jul23 **1993.75**

	Cash-Jul22	Cash-Aug22	Cash-Sep22	Cash-Oct22	Cash-Nov22	Cash-Dec22	Cash-Jan23	Cash-Feb23	Cash-Mar23	Cash-Apr23	Cash-May23	Cash-Jun23	
Cash	7.00c	5.00c	1.00b	1.00b	5.00b	7.00b	7.00b	9.00b	10.75b	11.25b	12.25b	13.75b	
	Jul22-3M	Aug22-3M	Sep22-3M	3M-Oct22	3M-Nov22	3M-Dec22	3M-Jan23	3M-Feb23	3M-Mar23	3M-Apr23	3M-May23	3M-Jun23	
3M	10.00b	8.00b	2.00b	2.00c	2.00b	4.00b	4.00b	6.00b	7.75b	8.25b	9.25b	10.75b	
	Jul22-Aug22	Aug22-Sep22	Sep22-Oct22	Oct22-Nov22	Nov22-Dec22	Dec22-Jan23	Jan23-Feb23	Feb23-Mar23	Mar23-Apr23	Apr23-May23	May23-Jun23	Jun23-Jul23	
3rd wed	2.00b	6.00b	0.00b	4.00b	2.00b	0.00b	2.00b	1.75b	0.50b	1.00b	1.50b	1.00c	
	Aug22	Sep22	Oct22	Nov22	Dec22	Jan23	Feb23	Mar23	Apr23	May23	Jun23	Jul23	
Jul22	2.00b	8.00b	8.00b	12.00b	14.00b	14.00b	16.00b	17.75b	18.25b	19.25b	20.75b	19.75b	
Aug22		6.00b	6.00b	10.00b	12.00b	12.00b	14.00b	15.75b	16.25b	17.25b	18.75b	17.75b	
Sep22			0.00b	4.00b	6.00b	6.00b	8.00b	9.75b	10.25b	11.25b	12.75b	11.75b	
Oct22				4.00b	6.00b	6.00b	8.00b	9.75b	10.25b	11.25b	12.75b	11.75b	
Nov22					2.00b	2.00b	4.00b	5.75b	6.25b	7.25b	8.75b	7.75b	
Dec22						0.00b	2.00b	3.75b	4.25b	5.25b	6.75b	5.75b	
Jan23							2.00b	3.75b	4.25b	5.25b	6.75b	5.75b	
Feb23								1.75b	2.25b	3.25b	4.75b	3.75b	
Mar23									0.50b	1.50b	3.00b	2.00b	
Apr23										1.00b	2.50b	1.50b	
May23											1.50b	0.50b	
Jun23												1.00c	
Jul23													1.00c



\*본 자료는 LME에서 공시하는 Valuation을 토대로 작성된 것으로 실제 거래 시의 스프레드와는 무관합니다.  
 \*\* Source: Reuters

# LME Valuation - Tin

Cash - 3M: **415.00b**

Date: **2022-06-27**

	Cash-Jul22	Cash-Aug22	Cash-Sep22	Cash-Oct22	Cash-Nov22	Cash-Dec22	Cash-Jan23	Cash-Feb23	Cash-Mar23	Cash-Apr23	Cash-May23	Cash-Jun23
<b>Cash</b>	<b>27406.00</b>											
<b>3M</b>	<b>26991.00</b>											
Jul22	<b>27406.00</b>											
Aug22	<b>27266.00</b>											
Sep22	<b>27041.00</b>											
Oct22	<b>26851.00</b>											
Nov22	<b>26721.00</b>											
Dec22	<b>26591.00</b>											
Jan23	<b>26501.00</b>											
Feb23	<b>26411.00</b>											
Mar23	<b>26311.00</b>											
Apr23	<b>26211.00</b>											
May23	<b>26111.00</b>											
Jun23	<b>26011.00</b>											
Jul23	<b>25961.00</b>											

	Cash-Jul22	Cash-Aug22	Cash-Sep22	Cash-Oct22	Cash-Nov22	Cash-Dec22	Cash-Jan23	Cash-Feb23	Cash-Mar23	Cash-Apr23	Cash-May23	Cash-Jun23
Cash	0.00b	140.00b	365.00b	555.00b	685.00b	815.00b	905.00b	995.00b	1095.00b	1195.00b	1295.00b	1395.00b

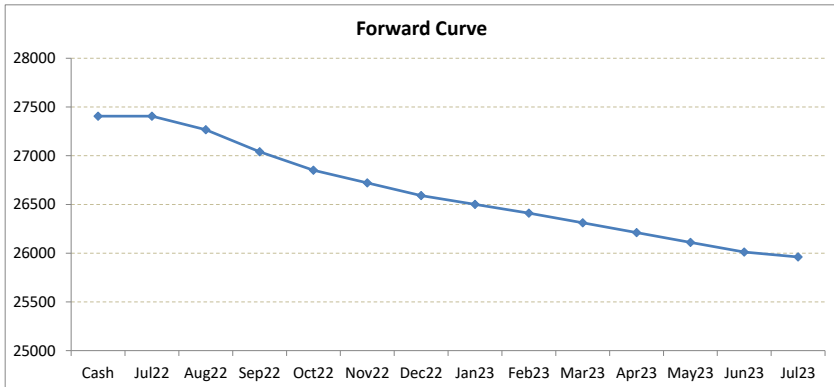
	Jul22-3M	Aug22-3M	Sep22-3M	3M-Oct22	3M-Nov22	3M-Dec22	3M-Jan23	3M-Feb23	3M-Mar23	3M-Apr23	3M-May23	3M-Jun23
3M	415.00b	275.00b	50.00b	140.00b	270.00b	400.00b	490.00b	580.00b	680.00b	780.00b	880.00b	980.00b

	Jul22-Aug22	Aug22-Sep22	Sep22-Oct22	Oct22-Nov22	Nov22-Dec22	Dec22-Jan23	Jan23-Feb23	Feb23-Mar23	Mar23-Apr23	Apr23-May23	May23-Jun23	Jun23-Jul23
3rd wed	140.00b	225.00b	190.00b	130.00b	130.00b	90.00b	90.00b	100.00b	100.00b	100.00b	100.00b	50.00b

	Aug22	Sep22	Oct22	Nov22	Dec22	Jan23	Feb23	Mar23	Apr23	May23	Jun23	Jul23
Jul22	140.00b	365.00b	555.00b	685.00b	815.00b	905.00b	995.00b	1095.00b	1195.00b	1295.00b	1395.00b	1445.00b
Aug22		225.00b	415.00b	545.00b	675.00b	765.00b	855.00b	955.00b	1055.00b	1155.00b	1255.00b	1305.00b
Sep22			190.00b	320.00b	450.00b	540.00b	630.00b	730.00b	830.00b	930.00b	1030.00b	1080.00b
Oct22				130.00b	260.00b	350.00b	440.00b	540.00b	640.00b	740.00b	840.00b	890.00b
Nov22					130.00b	220.00b	310.00b	410.00b	510.00b	610.00b	710.00b	760.00b
Dec22						90.00b	180.00b	280.00b	380.00b	480.00b	580.00b	630.00b
Jan23							90.00b	190.00b	290.00b	390.00b	490.00b	540.00b
Feb23								100.00b	200.00b	300.00b	400.00b	450.00b
Mar23									100.00b	200.00b	300.00b	350.00b
Apr23										100.00b	200.00b	250.00b
May23											100.00b	150.00b
Jun23												50.00b
Jul23												



\*본 자료는 LME에서 공시하는 Valuation을 토대로 작성된 것으로 실제 거래 시의 스프레드와는 무관합니다.

\*\* Source: Reuters