

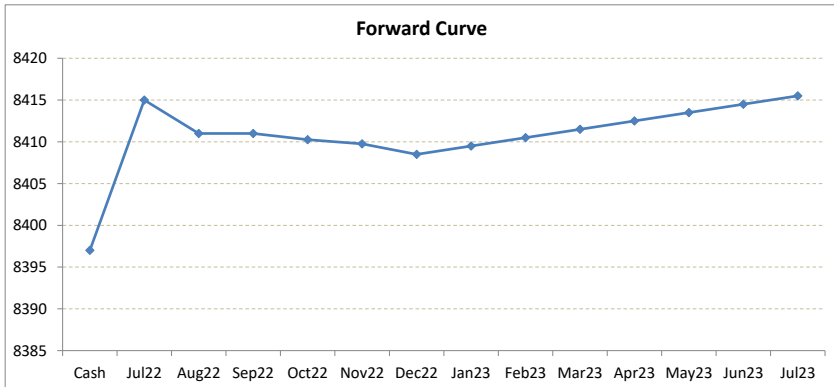
LME Valuation - Copper

Cash - 3M: 12.00c

Date: 2022-06-23

Cash 8397.00
3M 8409.00
 Jul22 8415.00
 Aug22 8411.00
 Sep22 8411.00
 Oct22 8410.25
 Nov22 8409.75
 Dec22 8408.50
 Jan23 8409.50
 Feb23 8410.50
 Mar23 8411.50
 Apr23 8412.50
 May23 8413.50
 Jun23 8414.50
 Jul23 8415.50

	Cash-Jul22	Cash-Aug22	Cash-Sep22	Cash-Oct22	Cash-Nov22	Cash-Dec22	Cash-Jan23	Cash-Feb23	Cash-Mar23	Cash-Apr23	Cash-May23	Cash-Jun23
Cash	18.00c	14.00c	14.00c	13.25c	12.75c	11.50c	12.50c	13.50c	14.50c	15.50c	16.50c	17.50c
	Jul22-3M	Aug22-3M	Sep22-3M	3M-Oct22	3M-Nov22	3M-Dec22	3M-Jan23	3M-Feb23	3M-Mar23	3M-Apr23	3M-May23	3M-Jun23
3M	6.00b	2.00b	2.00b	1.25c	0.75c	0.50b	0.50c	1.50c	2.50c	3.50c	4.50c	5.50c
	Jul22-Aug22	Aug22-Sep22	Sep22-Oct22	Oct22-Nov22	Nov22-Dec22	Dec22-Jan23	Jan23-Feb23	Feb23-Mar23	Mar23-Apr23	Apr23-May23	May23-Jun23	Jun23-Jul23
3rd wed	4.00b	0.00b	0.75b	0.50b	1.25b	1.00c	1.00c	1.00c	1.00c	1.00c	1.00c	1.00c
	Aug22	Sep22	Oct22	Nov22	Dec22	Jan23	Feb23	Mar23	Apr23	May23	Jun23	Jul23
Jul22	4.00b	4.00b	4.75b	5.25b	6.50b	5.50b	4.50b	3.50b	2.50b	1.50b	0.50b	0.50c
Aug22	Aug22	0.00b	0.75b	1.25b	2.50b	1.50b	0.50b	0.50c	1.50c	2.50c	3.50c	4.50c
Sep22		Sep22	0.75b	1.25b	2.50b	1.50b	0.50b	0.50c	1.50c	2.50c	3.50c	4.50c
Oct22			Oct22	0.50b	1.75b	0.75b	0.25c	1.25c	2.25c	3.25c	4.25c	5.25c
Nov22				Nov22	1.25b	0.25b	0.75c	1.75c	2.75c	3.75c	4.75c	5.75c
Dec22					Dec22	1.00c	2.00c	3.00c	4.00c	5.00c	6.00c	7.00c
Jan23						Jan23	1.00c	2.00c	3.00c	4.00c	5.00c	6.00c
Feb23							Feb23	1.00c	2.00c	3.00c	4.00c	5.00c
Mar23								Mar23	1.00c	2.00c	3.00c	4.00c
Apr23									Apr23	1.00c	2.00c	3.00c
May23										May23	1.00c	2.00c
Jun23											Jun23	1.00c
Jul23												Jul23



*본 자료는 LME에서 공시하는 Valuation을 토대로 작성된 것으로 실제 거래 시의 스프레드와는 무관합니다.
 ** Source: Reuters

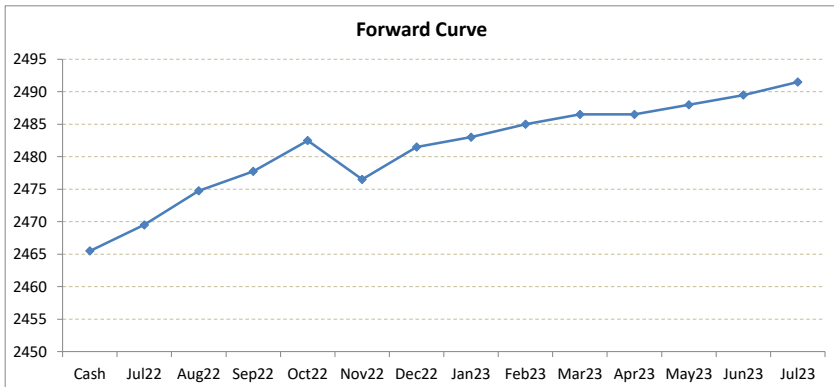
LME Valuation - Aluminium

Cash - 3M: 12.00c

Date: 2022-06-23

Cash 2465.50
3M 2477.50
 Jul22 **2469.50**
 Aug22 **2474.75**
 Sep22 **2477.75**
 Oct22 **2482.50**
 Nov22 **2476.50**
 Dec22 **2481.50**
 Jan23 **2483.00**
 Feb23 **2485.00**
 Mar23 **2486.50**
 Apr23 **2486.50**
 May23 **2488.00**
 Jun23 **2489.50**
 Jul23 **2491.50**

	Cash-Jul22	Cash-Aug22	Cash-Sep22	Cash-Oct22	Cash-Nov22	Cash-Dec22	Cash-Jan23	Cash-Feb23	Cash-Mar23	Cash-Apr23	Cash-May23	Cash-Jun23
Cash	4.00c	9.25c	12.25c	17.00c	11.00c	16.00c	17.50c	19.50c	21.00c	21.00c	22.50c	24.00c
	Jul22-3M	Aug22-3M	Sep22-3M	3M-Oct22	3M-Nov22	3M-Dec22	3M-Jan23	3M-Feb23	3M-Mar23	3M-Apr23	3M-May23	3M-Jun23
3M	8.00c	2.75c	0.25b	5.00c	1.00b	4.00c	5.50c	7.50c	9.00c	9.00c	10.50c	12.00c
	Jul22-Aug22	Aug22-Sep22	Sep22-Oct22	Oct22-Nov22	Nov22-Dec22	Dec22-Jan23	Jan23-Feb23	Feb23-Mar23	Mar23-Apr23	Apr23-May23	May23-Jun23	Jun23-Jul23
3rd wed	5.25c	3.00c	4.75c	6.00b	5.00c	1.50c	2.00c	1.50c	0.00b	1.50c	1.50c	2.00c
	Aug22	Sep22	Oct22	Nov22	Dec22	Jan23	Feb23	Mar23	Apr23	May23	Jun23	Jul23
Jul22	5.25c	8.25c	13.00c	7.00c	12.00c	13.50c	15.50c	17.00c	17.00c	18.50c	20.00c	22.00c
	Aug22	Sep22	Oct22	Nov22	Dec22	Jan23	Feb23	Mar23	Apr23	May23	Jun23	Jul23
Aug22		3.00c	7.75c	1.75c	6.75c	8.25c	10.25c	11.75c	11.75c	13.25c	14.75c	16.75c
	Aug22	Sep22	Oct22	Nov22	Dec22	Jan23	Feb23	Mar23	Apr23	May23	Jun23	Jul23
Sep22			4.75c	1.25b	3.75c	5.25c	7.25c	8.75c	8.75c	10.25c	11.75c	13.75c
	Aug22	Sep22	Oct22	Nov22	Dec22	Jan23	Feb23	Mar23	Apr23	May23	Jun23	Jul23
Oct22				6.00b	1.00b	0.50c	2.50c	4.00c	4.00c	5.50c	7.00c	9.00c
	Aug22	Sep22	Oct22	Nov22	Dec22	Jan23	Feb23	Mar23	Apr23	May23	Jun23	Jul23
Nov22					5.00c	6.50c	8.50c	10.00c	10.00c	11.50c	13.00c	15.00c
	Aug22	Sep22	Oct22	Nov22	Dec22	Jan23	Feb23	Mar23	Apr23	May23	Jun23	Jul23
Dec22						1.50c	3.50c	5.00c	5.00c	6.50c	8.00c	10.00c
	Aug22	Sep22	Oct22	Nov22	Dec22	Jan23	Feb23	Mar23	Apr23	May23	Jun23	Jul23
Jan23							2.00c	3.50c	3.50c	5.00c	6.50c	8.50c
	Aug22	Sep22	Oct22	Nov22	Dec22	Jan23	Feb23	Mar23	Apr23	May23	Jun23	Jul23
Feb23								1.50c	1.50c	3.00c	4.50c	6.50c
	Aug22	Sep22	Oct22	Nov22	Dec22	Jan23	Feb23	Mar23	Apr23	May23	Jun23	Jul23
Mar23									0.00b	1.50c	3.00c	5.00c
	Aug22	Sep22	Oct22	Nov22	Dec22	Jan23	Feb23	Mar23	Apr23	May23	Jun23	Jul23
Apr23										1.50c	3.00c	5.00c
	Aug22	Sep22	Oct22	Nov22	Dec22	Jan23	Feb23	Mar23	Apr23	May23	Jun23	Jul23
May23											1.50c	3.50c
	Aug22	Sep22	Oct22	Nov22	Dec22	Jan23	Feb23	Mar23	Apr23	May23	Jun23	Jul23
Jun23												2.00c
	Aug22	Sep22	Oct22	Nov22	Dec22	Jan23	Feb23	Mar23	Apr23	May23	Jun23	Jul23
Jul23												



*본 자료는 LME에서 공시하는 Valuation을 토대로 작성된 것으로 실제 거래 시의 스프레드와는 무관합니다.

** Source: Reuters

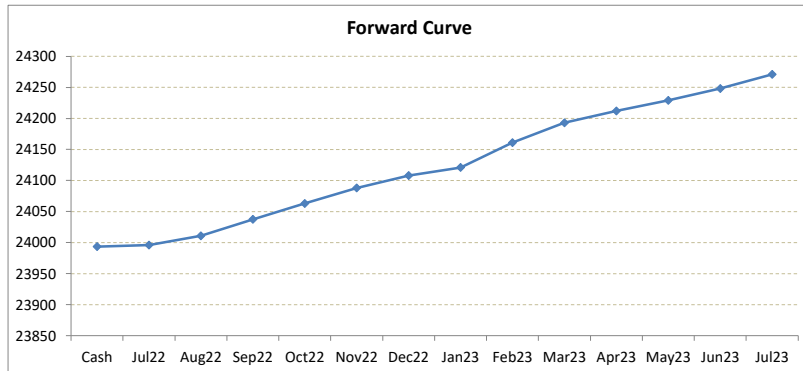
LME Valuation - Nickel

Cash - 3M: 44.50c

Date: 2022-06-23

Cash 23993.50
3M 24038.00
 Jul22 23996.00
 Aug22 24011.00
 Sep22 24037.50
 Oct22 24063.00
 Nov22 24088.00
 Dec22 24108.00
 Jan23 24121.00
 Feb23 24161.00
 Mar23 24193.00
 Apr23 24212.00
 May23 24229.00
 Jun23 24248.00
 Jul23 24271.00

	Cash-Jul22	Cash-Aug22	Cash-Sep22	Cash-Oct22	Cash-Nov22	Cash-Dec22	Cash-Jan23	Cash-Feb23	Cash-Mar23	Cash-Apr23	Cash-May23	Cash-Jun23
Cash	2.50c	17.50c	44.00c	69.50c	94.50c	114.50c	127.50c	167.50c	199.50c	218.50c	235.50c	254.50c
	Jul22-3M	Aug22-3M	Sep22-3M	3M-Oct22	3M-Nov22	3M-Dec22	3M-Jan23	3M-Feb23	3M-Mar23	3M-Apr23	3M-May23	3M-Jun23
3M	42.00c	27.00c	0.50c	25.00c	50.00c	70.00c	83.00c	123.00c	155.00c	174.00c	191.00c	210.00c
	Jul22-Aug22	Aug22-Sep22	Sep22-Oct22	Oct22-Nov22	Nov22-Dec22	Dec22-Jan23	Jan23-Feb23	Feb23-Mar23	Mar23-Apr23	Apr23-May23	May23-Jun23	Jun23-Jul23
3rd wed	15.00c	26.50c	25.50c	25.00c	20.00c	13.00c	40.00c	32.00c	19.00c	17.00c	19.00c	23.00c
	Aug22	Sep22	Oct22	Nov22	Dec22	Jan23	Feb23	Mar23	Apr23	May23	Jun23	Jul23
Jul22	15.00c	41.50c	67.00c	92.00c	112.00c	125.00c	165.00c	197.00c	216.00c	233.00c	252.00c	275.00c
	Aug22	26.50c	52.00c	77.00c	97.00c	110.00c	150.00c	182.00c	201.00c	218.00c	237.00c	260.00c
		Sep22	25.50c	50.50c	70.50c	83.50c	123.50c	155.50c	174.50c	191.50c	210.50c	233.50c
			Oct22	25.00c	45.00c	58.00c	98.00c	130.00c	149.00c	166.00c	185.00c	208.00c
				Nov22	20.00c	33.00c	73.00c	105.00c	124.00c	141.00c	160.00c	183.00c
					Dec22	13.00c	53.00c	85.00c	104.00c	121.00c	140.00c	163.00c
						Jan23	40.00c	72.00c	91.00c	108.00c	127.00c	150.00c
							Feb23	32.00c	51.00c	68.00c	87.00c	110.00c
								Mar23	19.00c	36.00c	55.00c	78.00c
									Apr23	17.00c	36.00c	59.00c
										May23	19.00c	42.00c
											Jun23	23.00c
												Jul23



*본 자료는 LME에서 공시하는 Valuation을 토대로 작성된 것으로 실제 거래 시의 스프레드와는 무관합니다.

** Source: Reuters

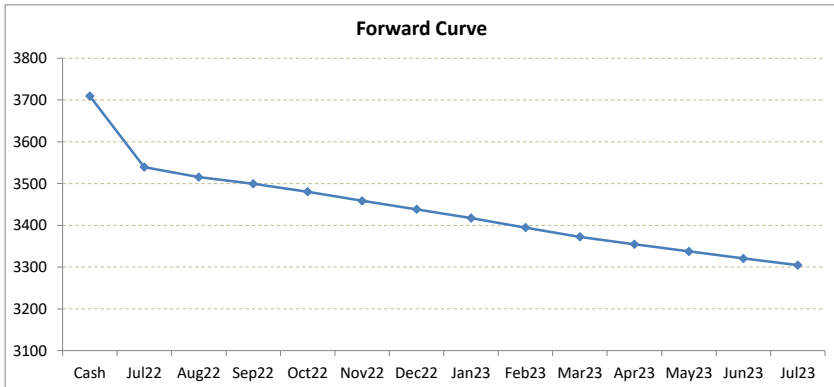
LME Valuation - Zinc

Cash - 3M: **218.00b**

Date: **2022-06-23**

Cash 3709.50
3M 3491.50
 Jul22 **3539.50**
 Aug22 **3515.50**
 Sep22 **3499.50**
 Oct22 **3480.50**
 Nov22 **3458.50**
 Dec22 **3438.50**
 Jan23 **3417.50**
 Feb23 **3394.50**
 Mar23 **3372.50**
 Apr23 **3354.50**
 May23 **3337.50**
 Jun23 **3320.50**
 Jul23 **3304.50**

	Cash-Jul22	Cash-Aug22	Cash-Sep22	Cash-Oct22	Cash-Nov22	Cash-Dec22	Cash-Jan23	Cash-Feb23	Cash-Mar23	Cash-Apr23	Cash-May23	Cash-Jun23	
Cash	170.00b	194.00b	210.00b	229.00b	251.00b	271.00b	292.00b	315.00b	337.00b	355.00b	372.00b	389.00b	
	Jul22-3M	Aug22-3M	Sep22-3M	3M-Oct22	3M-Nov22	3M-Dec22	3M-Jan23	3M-Feb23	3M-Mar23	3M-Apr23	3M-May23	3M-Jun23	
3M	48.00b	24.00b	8.00b	11.00b	33.00b	53.00b	74.00b	97.00b	119.00b	137.00b	154.00b	171.00b	
	Jul22-Aug22	Aug22-Sep22	Sep22-Oct22	Oct22-Nov22	Nov22-Dec22	Dec22-Jan23	Jan23-Feb23	Feb23-Mar23	Mar23-Apr23	Apr23-May23	May23-Jun23	Jun23-Jul23	
3rd wed	24.00b	16.00b	19.00b	22.00b	20.00b	21.00b	23.00b	22.00b	18.00b	17.00b	17.00b	16.00b	
	Aug22	Sep22	Oct22	Nov22	Dec22	Jan23	Feb23	Mar23	Apr23	May23	Jun23	Jul23	
Jul22	24.00b	40.00b	59.00b	81.00b	101.00b	122.00b	145.00b	167.00b	185.00b	202.00b	219.00b	235.00b	
Aug22		16.00b	35.00b	57.00b	77.00b	98.00b	121.00b	143.00b	161.00b	178.00b	195.00b	211.00b	
Sep22			19.00b	41.00b	61.00b	82.00b	105.00b	127.00b	145.00b	162.00b	179.00b	195.00b	
Oct22				22.00b	42.00b	63.00b	86.00b	108.00b	126.00b	143.00b	160.00b	176.00b	
Nov22					20.00b	41.00b	64.00b	86.00b	104.00b	121.00b	138.00b	154.00b	
Dec22						21.00b	44.00b	66.00b	84.00b	101.00b	118.00b	134.00b	
Jan23							23.00b	45.00b	63.00b	80.00b	97.00b	113.00b	
Feb23								22.00b	40.00b	57.00b	74.00b	90.00b	
Mar23									18.00b	35.00b	52.00b	68.00b	
Apr23										17.00b	34.00b	50.00b	
May23											17.00b	33.00b	
Jun23												16.00b	
Jul23													16.00b



*본 자료는 LME에서 공시하는 Valuation을 토대로 작성된 것으로 실제 거래 시의 스프레드와는 무관합니다.

** Source: Reuters

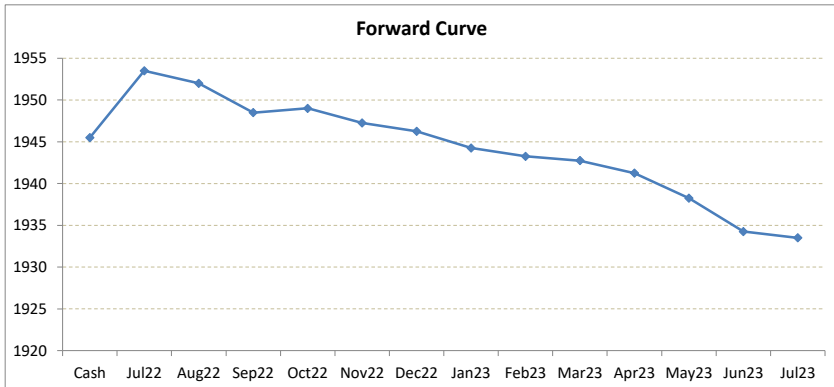
LME Valuation - Lead

Cash - 3M: 2.00c

Date: 2022-06-23

Cash 1945.50
3M 1947.50
 Jul22 **1953.50**
 Aug22 **1952.00**
 Sep22 **1948.50**
 Oct22 **1949.00**
 Nov22 **1947.25**
 Dec22 **1946.25**
 Jan23 **1944.25**
 Feb23 **1943.25**
 Mar23 **1942.75**
 Apr23 **1941.25**
 May23 **1938.25**
 Jun23 **1934.25**
 Jul23 **1933.50**

	Cash-Jul22	Cash-Aug22	Cash-Sep22	Cash-Oct22	Cash-Nov22	Cash-Dec22	Cash-Jan23	Cash-Feb23	Cash-Mar23	Cash-Apr23	Cash-May23	Cash-Jun23
Cash	8.00c	6.50c	3.00c	3.50c	1.75c	0.75c	1.25b	2.25b	2.75b	4.25b	7.25b	11.25b
	Jul22-3M	Aug22-3M	Sep22-3M	3M-Oct22	3M-Nov22	3M-Dec22	3M-Jan23	3M-Feb23	3M-Mar23	3M-Apr23	3M-May23	3M-Jun23
3M	6.00b	4.50b	1.00b	1.50c	0.25b	1.25b	3.25b	4.25b	4.75b	6.25b	9.25b	13.25b
	Jul22-Aug22	Aug22-Sep22	Sep22-Oct22	Oct22-Nov22	Nov22-Dec22	Dec22-Jan23	Jan23-Feb23	Feb23-Mar23	Mar23-Apr23	Apr23-May23	May23-Jun23	Jun23-Jul23
3rd wed	1.50b	3.50b	0.50c	1.75b	1.00b	2.00b	1.00b	0.50b	1.50b	3.00b	4.00b	0.75b
	Aug22	Sep22	Oct22	Nov22	Dec22	Jan23	Feb23	Mar23	Apr23	May23	Jun23	Jul23
Jul22	1.50b	5.00b	4.50b	6.25b	7.25b	9.25b	10.25b	10.75b	12.25b	15.25b	19.25b	20.00b
	Aug22	Sep22	Oct22	Nov22	Dec22	Jan23	Feb23	Mar23	Apr23	May23	Jun23	Jul23
Aug22		3.50b	3.00b	4.75b	5.75b	7.75b	8.75b	9.25b	10.75b	13.75b	17.75b	18.50b
	Aug22	Sep22	Oct22	Nov22	Dec22	Jan23	Feb23	Mar23	Apr23	May23	Jun23	Jul23
Sep22			0.50c	1.25b	2.25b	4.25b	5.25b	5.75b	7.25b	10.25b	14.25b	15.00b
	Aug22	Sep22	Oct22	Nov22	Dec22	Jan23	Feb23	Mar23	Apr23	May23	Jun23	Jul23
Oct22				1.75b	2.75b	4.75b	5.75b	6.25b	7.75b	10.75b	14.75b	15.50b
	Aug22	Sep22	Oct22	Nov22	Dec22	Jan23	Feb23	Mar23	Apr23	May23	Jun23	Jul23
Nov22					1.00b	3.00b	4.00b	4.50b	6.00b	9.00b	13.00b	13.75b
	Aug22	Sep22	Oct22	Nov22	Dec22	Jan23	Feb23	Mar23	Apr23	May23	Jun23	Jul23
Dec22						2.00b	3.00b	3.50b	5.00b	8.00b	12.00b	12.75b
	Aug22	Sep22	Oct22	Nov22	Dec22	Jan23	Feb23	Mar23	Apr23	May23	Jun23	Jul23
Jan23							1.00b	1.50b	3.00b	6.00b	10.00b	10.75b
	Aug22	Sep22	Oct22	Nov22	Dec22	Jan23	Feb23	Mar23	Apr23	May23	Jun23	Jul23
Feb23								0.50b	2.00b	5.00b	9.00b	9.75b
	Aug22	Sep22	Oct22	Nov22	Dec22	Jan23	Feb23	Mar23	Apr23	May23	Jun23	Jul23
Mar23									1.50b	4.50b	8.50b	9.25b
	Aug22	Sep22	Oct22	Nov22	Dec22	Jan23	Feb23	Mar23	Apr23	May23	Jun23	Jul23
Apr23										3.00b	7.00b	7.75b
	Aug22	Sep22	Oct22	Nov22	Dec22	Jan23	Feb23	Mar23	Apr23	May23	Jun23	Jul23
May23											4.00b	4.75b
	Aug22	Sep22	Oct22	Nov22	Dec22	Jan23	Feb23	Mar23	Apr23	May23	Jun23	Jul23
Jun23												0.75b
	Aug22	Sep22	Oct22	Nov22	Dec22	Jan23	Feb23	Mar23	Apr23	May23	Jun23	Jul23
Jul23												



*본 자료는 LME에서 공시하는 Valuation을 토대로 작성된 것으로 실제 거래 시의 스프레드와는 무관합니다.
 ** Source: Reuters

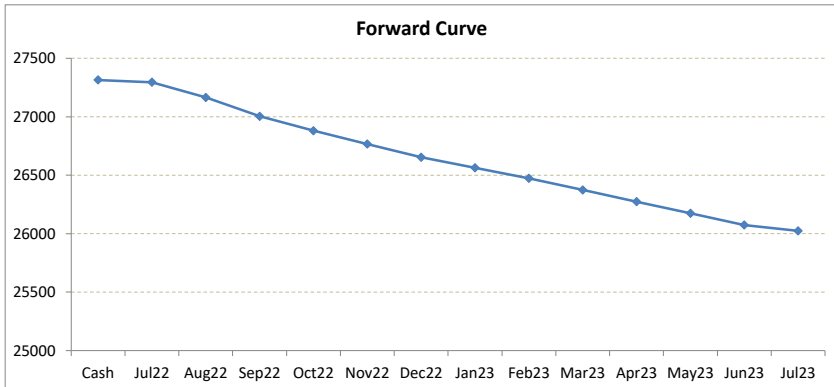
LME Valuation - Tin

Cash - 3M: **330.00b**

Date: **2022-06-23**

Cash 27315.00
3M 26985.00
 Jul22 **27295.00**
 Aug22 **27165.00**
 Sep22 **27004.00**
 Oct22 **26880.00**
 Nov22 **26767.00**
 Dec22 **26654.00**
 Jan23 **26564.00**
 Feb23 **26474.00**
 Mar23 **26374.00**
 Apr23 **26274.00**
 May23 **26174.00**
 Jun23 **26074.00**
 Jul23 **26024.00**

	Cash-Jul22	Cash-Aug22	Cash-Sep22	Cash-Oct22	Cash-Nov22	Cash-Dec22	Cash-Jan23	Cash-Feb23	Cash-Mar23	Cash-Apr23	Cash-May23	Cash-Jun23
Cash	20.00b	150.00b	311.00b	435.00b	548.00b	661.00b	751.00b	841.00b	941.00b	1041.00b	1141.00b	1241.00b
	Jul22-3M	Aug22-3M	Sep22-3M	3M-Oct22	3M-Nov22	3M-Dec22	3M-Jan23	3M-Feb23	3M-Mar23	3M-Apr23	3M-May23	3M-Jun23
3M	310.00b	180.00b	19.00b	105.00b	218.00b	331.00b	421.00b	511.00b	611.00b	711.00b	811.00b	911.00b
	Jul22-Aug22	Aug22-Sep22	Sep22-Oct22	Oct22-Nov22	Nov22-Dec22	Dec22-Jan23	Jan23-Feb23	Feb23-Mar23	Mar23-Apr23	Apr23-May23	May23-Jun23	Jun23-Jul23
3rd wed	130.00b	161.00b	124.00b	113.00b	113.00b	90.00b	90.00b	100.00b	100.00b	100.00b	100.00b	50.00b
	Aug22	Sep22	Oct22	Nov22	Dec22	Jan23	Feb23	Mar23	Apr23	May23	Jun23	Jul23
Jul22	130.00b	291.00b	415.00b	528.00b	641.00b	731.00b	821.00b	921.00b	1021.00b	1121.00b	1221.00b	1271.00b
	Aug22	Sep22	Oct22	Nov22	Dec22	Jan23	Feb23	Mar23	Apr23	May23	Jun23	Jul23
Aug22		161.00b	285.00b	398.00b	511.00b	601.00b	691.00b	791.00b	891.00b	991.00b	1091.00b	1141.00b
	Aug22	Sep22	Oct22	Nov22	Dec22	Jan23	Feb23	Mar23	Apr23	May23	Jun23	Jul23
Sep22			124.00b	237.00b	350.00b	440.00b	530.00b	630.00b	730.00b	830.00b	930.00b	980.00b
	Aug22	Sep22	Oct22	Nov22	Dec22	Jan23	Feb23	Mar23	Apr23	May23	Jun23	Jul23
Oct22				113.00b	226.00b	316.00b	406.00b	506.00b	606.00b	706.00b	806.00b	856.00b
	Aug22	Sep22	Oct22	Nov22	Dec22	Jan23	Feb23	Mar23	Apr23	May23	Jun23	Jul23
Nov22					113.00b	203.00b	293.00b	393.00b	493.00b	593.00b	693.00b	743.00b
	Aug22	Sep22	Oct22	Nov22	Dec22	Jan23	Feb23	Mar23	Apr23	May23	Jun23	Jul23
Dec22						90.00b	180.00b	280.00b	380.00b	480.00b	580.00b	630.00b
	Aug22	Sep22	Oct22	Nov22	Dec22	Jan23	Feb23	Mar23	Apr23	May23	Jun23	Jul23
Jan23							90.00b	190.00b	290.00b	390.00b	490.00b	540.00b
	Aug22	Sep22	Oct22	Nov22	Dec22	Jan23	Feb23	Mar23	Apr23	May23	Jun23	Jul23
Feb23								100.00b	200.00b	300.00b	400.00b	450.00b
	Aug22	Sep22	Oct22	Nov22	Dec22	Jan23	Feb23	Mar23	Apr23	May23	Jun23	Jul23
Mar23									100.00b	200.00b	300.00b	350.00b
	Aug22	Sep22	Oct22	Nov22	Dec22	Jan23	Feb23	Mar23	Apr23	May23	Jun23	Jul23
Apr23										100.00b	200.00b	250.00b
	Aug22	Sep22	Oct22	Nov22	Dec22	Jan23	Feb23	Mar23	Apr23	May23	Jun23	Jul23
May23											100.00b	150.00b
	Aug22	Sep22	Oct22	Nov22	Dec22	Jan23	Feb23	Mar23	Apr23	May23	Jun23	Jul23
Jun23												50.00b
	Aug22	Sep22	Oct22	Nov22	Dec22	Jan23	Feb23	Mar23	Apr23	May23	Jun23	Jul23
Jul23												



*본 자료는 LME에서 공시하는 Valuation을 토대로 작성된 것으로 실제 거래 시의 스프레드와는 무관합니다.
 ** Source: Reuters