

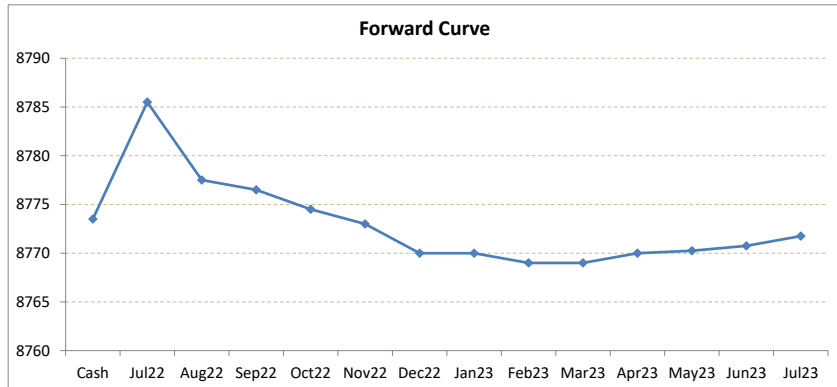
LME Valuation - Copper

Cash - 3M: **0.50b**

Date: **2022-06-22**

Cash 8773.50
3M 8773.00
 Jul22 8785.50
 Aug22 8777.50
 Sep22 8776.50
 Oct22 8774.50
 Nov22 8773.00
 Dec22 8770.00
 Jan23 8770.00
 Feb23 8769.00
 Mar23 8769.00
 Apr23 8770.00
 May23 8770.25
 Jun23 8770.75
 Jul23 8771.75

	Cash-Jul22	Cash-Aug22	Cash-Sep22	Cash-Oct22	Cash-Nov22	Cash-Dec22	Cash-Jan23	Cash-Feb23	Cash-Mar23	Cash-Apr23	Cash-May23	Cash-Jun23
Cash	12.00c	4.00c	3.00c	1.00c	0.50b	3.50b	3.50b	4.50b	4.50b	3.50b	3.25b	2.75b
	Jul22-3M	Aug22-3M	Sep22-3M	3M-Oct22	3M-Nov22	3M-Dec22	3M-Jan23	3M-Feb23	3M-Mar23	3M-Apr23	3M-May23	3M-Jun23
3M	12.50b	4.50b	3.50b	1.50c	0.00b	3.00b	3.00b	4.00b	4.00b	3.00b	2.75b	2.25b
	Jul22-Aug22	Aug22-Sep22	Sep22-Oct22	Oct22-Nov22	Nov22-Dec22	Dec22-Jan23	Jan23-Feb23	Feb23-Mar23	Mar23-Apr23	Apr23-May23	May23-Jun23	Jun23-Jul23
3rd wed	8.00b	1.00b	2.00b	1.50b	3.00b	0.00b	1.00b	0.00b	1.00c	0.25c	0.50c	1.00c
	Aug22	Sep22	Oct22	Nov22	Dec22	Jan23	Feb23	Mar23	Apr23	May23	Jun23	Jul23
Jul22	8.00b	9.00b	11.00b	12.50b	15.50b	15.50b	16.50b	16.50b	15.50b	15.25b	14.75b	13.75b
Aug22		1.00b	3.00b	4.50b	7.50b	7.50b	8.50b	8.50b	7.50b	7.25b	6.75b	5.75b
Sep22			2.00b	3.50b	6.50b	6.50b	7.50b	7.50b	6.50b	6.25b	5.75b	4.75b
Oct22				1.50b	4.50b	4.50b	5.50b	5.50b	4.50b	4.25b	3.75b	2.75b
Nov22					3.00b	3.00b	4.00b	4.00b	3.00b	2.75b	2.25b	1.25b
Dec22						0.00b	1.00b	1.00b	0.00b	0.25c	0.75c	1.75c
Jan23							1.00b	1.00b	0.00b	0.25c	0.75c	1.75c
Feb23								0.00b	1.00c	1.25c	1.75c	2.75c
Mar23									1.00c	1.25c	1.75c	2.75c
Apr23										0.25c	0.75c	1.75c
May23											0.50c	1.50c
Jun23												1.00c
Jul23												



*본 자료는 LME에서 공시하는 Valuation을 토대로 작성된 것으로 실제 거래 시의 스프레드와는 무관합니다.
 ** Source: Reuters

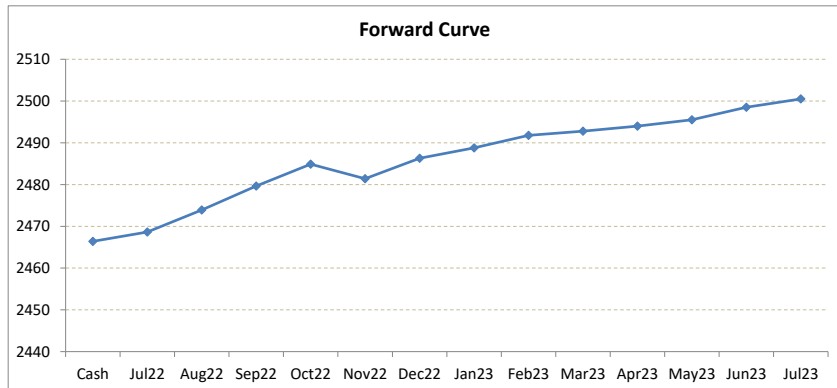
LME Valuation - Aluminium

Cash - 3M: 13.10c

Date: 2022-06-22

Cash 2466.40
3M 2479.50
 Jul22 **2468.65**
 Aug22 **2473.90**
 Sep22 **2479.65**
 Oct22 **2484.90**
 Nov22 **2481.40**
 Dec22 **2486.30**
 Jan23 **2488.80**
 Feb23 **2491.80**
 Mar23 **2492.80**
 Apr23 **2494.00**
 May23 **2495.50**
 Jun23 **2498.50**
 Jul23 **2500.50**

	Cash-Jul22	Cash-Aug22	Cash-Sep22	Cash-Oct22	Cash-Nov22	Cash-Dec22	Cash-Jan23	Cash-Feb23	Cash-Mar23	Cash-Apr23	Cash-May23	Cash-Jun23
Cash	2.25c	7.50c	13.25c	18.50c	15.00c	19.90c	22.40c	25.40c	26.40c	27.60c	29.10c	32.10c
	Jul22-3M	Aug22-3M	Sep22-3M	3M-Oct22	3M-Nov22	3M-Dec22	3M-Jan23	3M-Feb23	3M-Mar23	3M-Apr23	3M-May23	3M-Jun23
3M	10.85c	5.60c	0.15b	5.40c	1.90c	6.80c	9.30c	12.30c	13.30c	14.50c	16.00c	19.00c
	Jul22-Aug22	Aug22-Sep22	Sep22-Oct22	Oct22-Nov22	Nov22-Dec22	Dec22-Jan23	Jan23-Feb23	Feb23-Mar23	Mar23-Apr23	Apr23-May23	May23-Jun23	Jun23-Jul23
3rd wed	5.25c	5.75c	5.25c	3.50b	4.90c	2.50c	3.00c	1.00c	1.20c	1.50c	3.00c	2.00c
	Aug22	Sep22	Oct22	Nov22	Dec22	Jan23	Feb23	Mar23	Apr23	May23	Jun23	Jul23
Jul22	5.25c	11.00c	16.25c	12.75c	17.65c	20.15c	23.15c	24.15c	25.35c	26.85c	29.85c	31.85c
	Aug22	Sep22	Oct22	Nov22	Dec22	Jan23	Feb23	Mar23	Apr23	May23	Jun23	Jul23
Aug22		5.75c	11.00c	7.50c	12.40c	14.90c	17.90c	18.90c	20.10c	21.60c	24.60c	26.60c
	Aug22	Sep22	Oct22	Nov22	Dec22	Jan23	Feb23	Mar23	Apr23	May23	Jun23	Jul23
Sep22			5.25c	1.75c	6.65c	9.15c	12.15c	13.15c	14.35c	15.85c	18.85c	20.85c
	Aug22	Sep22	Oct22	Nov22	Dec22	Jan23	Feb23	Mar23	Apr23	May23	Jun23	Jul23
Oct22				3.50b	1.40c	3.90c	6.90c	7.90c	9.10c	10.60c	13.60c	15.60c
	Aug22	Sep22	Oct22	Nov22	Dec22	Jan23	Feb23	Mar23	Apr23	May23	Jun23	Jul23
Nov22					4.90c	7.40c	10.40c	11.40c	12.60c	14.10c	17.10c	19.10c
	Aug22	Sep22	Oct22	Nov22	Dec22	Jan23	Feb23	Mar23	Apr23	May23	Jun23	Jul23
Dec22						2.50c	5.50c	6.50c	7.70c	9.20c	12.20c	14.20c
	Aug22	Sep22	Oct22	Nov22	Dec22	Jan23	Feb23	Mar23	Apr23	May23	Jun23	Jul23
Jan23							3.00c	4.00c	5.20c	6.70c	9.70c	11.70c
	Aug22	Sep22	Oct22	Nov22	Dec22	Jan23	Feb23	Mar23	Apr23	May23	Jun23	Jul23
Feb23								1.00c	2.20c	3.70c	6.70c	8.70c
	Aug22	Sep22	Oct22	Nov22	Dec22	Jan23	Feb23	Mar23	Apr23	May23	Jun23	Jul23
Mar23									1.20c	2.70c	5.70c	7.70c
	Aug22	Sep22	Oct22	Nov22	Dec22	Jan23	Feb23	Mar23	Apr23	May23	Jun23	Jul23
Apr23										1.50c	4.50c	6.50c
	Aug22	Sep22	Oct22	Nov22	Dec22	Jan23	Feb23	Mar23	Apr23	May23	Jun23	Jul23
May23											3.00c	5.00c
	Aug22	Sep22	Oct22	Nov22	Dec22	Jan23	Feb23	Mar23	Apr23	May23	Jun23	Jul23
Jun23												2.00c
	Aug22	Sep22	Oct22	Nov22	Dec22	Jan23	Feb23	Mar23	Apr23	May23	Jun23	Jul23
Jul23												



*본 자료는 LME에서 공시하는 Valuation을 토대로 작성된 것으로 실제 거래 시의 스프레드와는 무관합니다.

** Source: Reuters

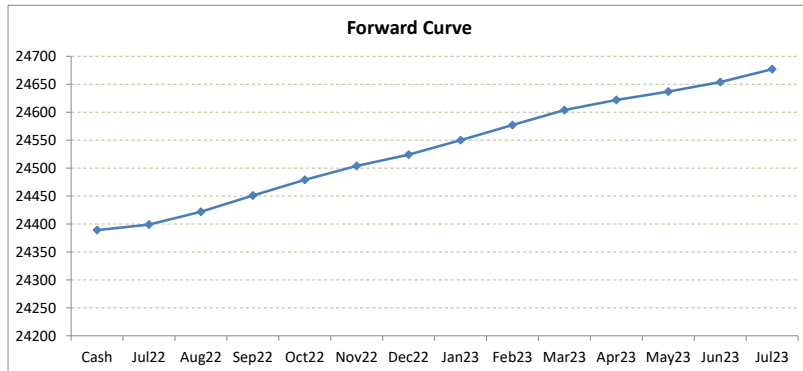
LME Valuation - Nickel

Cash - 3M: 60.00c

Date: 2022-06-22

Cash 24389.00
3M 24449.00
 Jul22 **24399.00**
 Aug22 **24422.00**
 Sep22 **24451.00**
 Oct22 **24479.00**
 Nov22 **24504.00**
 Dec22 **24524.00**
 Jan23 **24550.00**
 Feb23 **24577.00**
 Mar23 **24604.00**
 Apr23 **24622.00**
 May23 **24637.00**
 Jun23 **24654.00**
 Jul23 **24677.00**

	Cash-Jul22	Cash-Aug22	Cash-Sep22	Cash-Oct22	Cash-Nov22	Cash-Dec22	Cash-Jan23	Cash-Feb23	Cash-Mar23	Cash-Apr23	Cash-May23	Cash-Jun23
Cash	10.00c	33.00c	62.00c	90.00c	115.00c	135.00c	161.00c	188.00c	215.00c	233.00c	248.00c	265.00c
	Jul22-3M	Aug22-3M	Sep22-3M	3M-Oct22	3M-Nov22	3M-Dec22	3M-Jan23	3M-Feb23	3M-Mar23	3M-Apr23	3M-May23	3M-Jun23
3M	50.00c	27.00c	2.00b	30.00c	55.00c	75.00c	101.00c	128.00c	155.00c	173.00c	188.00c	205.00c
	Jul22-Aug22	Aug22-Sep22	Sep22-Oct22	Oct22-Nov22	Nov22-Dec22	Dec22-Jan23	Jan23-Feb23	Feb23-Mar23	Mar23-Apr23	Apr23-May23	May23-Jun23	Jun23-Jul23
3rd wed	23.00c	29.00c	28.00c	25.00c	20.00c	26.00c	27.00c	27.00c	18.00c	15.00c	17.00c	23.00c
	Aug22	Sep22	Oct22	Nov22	Dec22	Jan23	Feb23	Mar23	Apr23	May23	Jun23	Jul23
Jul22	23.00c	52.00c	80.00c	105.00c	125.00c	151.00c	178.00c	205.00c	223.00c	238.00c	255.00c	278.00c
Aug22	29.00c	57.00c	82.00c	102.00c	128.00c	155.00c	182.00c	200.00c	215.00c	232.00c	255.00c	
Sep22		28.00c	53.00c	73.00c	99.00c	126.00c	153.00c	171.00c	186.00c	203.00c	226.00c	
Oct22			25.00c	45.00c	71.00c	98.00c	125.00c	143.00c	158.00c	175.00c	198.00c	
Nov22				20.00c	46.00c	73.00c	100.00c	118.00c	133.00c	150.00c	173.00c	
Dec22					26.00c	53.00c	80.00c	98.00c	113.00c	130.00c	153.00c	
Jan23						27.00c	54.00c	72.00c	87.00c	104.00c	127.00c	
Feb23							27.00c	45.00c	60.00c	77.00c	100.00c	
Mar23								18.00c	33.00c	50.00c	73.00c	
Apr23									15.00c	32.00c	55.00c	
May23										17.00c	40.00c	
Jun23											23.00c	
Jul23												23.00c



*본 자료는 LME에서 공시하는 Valuation을 토대로 작성된 것으로 실제 거래 시의 스프레드와는 무관합니다.

** Source: Reuters

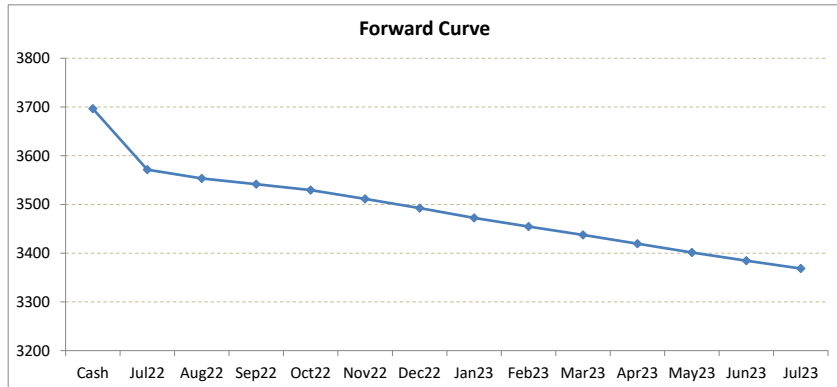
LME Valuation - Zinc

Cash - 3M: **160.00b**

Date: **2022-06-22**

Cash 3696.50
3M 3536.50
 Jul22 **3571.50**
 Aug22 **3553.50**
 Sep22 **3541.50**
 Oct22 **3529.50**
 Nov22 **3511.50**
 Dec22 **3492.50**
 Jan23 **3472.50**
 Feb23 **3454.50**
 Mar23 **3437.50**
 Apr23 **3419.50**
 May23 **3401.50**
 Jun23 **3384.50**
 Jul23 **3368.50**

	Cash-Jul22	Cash-Aug22	Cash-Sep22	Cash-Oct22	Cash-Nov22	Cash-Dec22	Cash-Jan23	Cash-Feb23	Cash-Mar23	Cash-Apr23	Cash-May23	Cash-Jun23
Cash	125.00b	143.00b	155.00b	167.00b	185.00b	204.00b	224.00b	242.00b	259.00b	277.00b	295.00b	312.00b
	Jul22-3M	Aug22-3M	Sep22-3M	3M-Oct22	3M-Nov22	3M-Dec22	3M-Jan23	3M-Feb23	3M-Mar23	3M-Apr23	3M-May23	3M-Jun23
3M	35.00b	17.00b	5.00b	7.00b	25.00b	44.00b	64.00b	82.00b	99.00b	117.00b	135.00b	152.00b
	Jul22-Aug22	Aug22-Sep22	Sep22-Oct22	Oct22-Nov22	Nov22-Dec22	Dec22-Jan23	Jan23-Feb23	Feb23-Mar23	Mar23-Apr23	Apr23-May23	May23-Jun23	Jun23-Jul23
3rd wed	18.00b	12.00b	12.00b	18.00b	19.00b	20.00b	18.00b	17.00b	18.00b	18.00b	17.00b	16.00b
	Aug22	Sep22	Oct22	Nov22	Dec22	Jan23	Feb23	Mar23	Apr23	May23	Jun23	Jul23
Jul22	18.00b	30.00b	42.00b	60.00b	79.00b	99.00b	117.00b	134.00b	152.00b	170.00b	187.00b	203.00b
	Aug22	Sep22	Oct22	Nov22	Dec22	Jan23	Feb23	Mar23	Apr23	May23	Jun23	Jul23
Aug22		12.00b	24.00b	42.00b	61.00b	81.00b	99.00b	116.00b	134.00b	152.00b	169.00b	185.00b
	Aug22	Sep22	Oct22	Nov22	Dec22	Jan23	Feb23	Mar23	Apr23	May23	Jun23	Jul23
Sep22			12.00b	30.00b	49.00b	69.00b	87.00b	104.00b	122.00b	140.00b	157.00b	173.00b
	Aug22	Sep22	Oct22	Nov22	Dec22	Jan23	Feb23	Mar23	Apr23	May23	Jun23	Jul23
Oct22				18.00b	37.00b	57.00b	75.00b	92.00b	110.00b	128.00b	145.00b	161.00b
	Aug22	Sep22	Oct22	Nov22	Dec22	Jan23	Feb23	Mar23	Apr23	May23	Jun23	Jul23
Nov22					19.00b	39.00b	57.00b	74.00b	92.00b	110.00b	127.00b	143.00b
	Aug22	Sep22	Oct22	Nov22	Dec22	Jan23	Feb23	Mar23	Apr23	May23	Jun23	Jul23
Dec22						20.00b	38.00b	55.00b	73.00b	91.00b	108.00b	124.00b
	Aug22	Sep22	Oct22	Nov22	Dec22	Jan23	Feb23	Mar23	Apr23	May23	Jun23	Jul23
Jan23							18.00b	35.00b	53.00b	71.00b	88.00b	104.00b
	Aug22	Sep22	Oct22	Nov22	Dec22	Jan23	Feb23	Mar23	Apr23	May23	Jun23	Jul23
Feb23								17.00b	35.00b	53.00b	70.00b	86.00b
	Aug22	Sep22	Oct22	Nov22	Dec22	Jan23	Feb23	Mar23	Apr23	May23	Jun23	Jul23
Mar23									18.00b	36.00b	53.00b	69.00b
	Aug22	Sep22	Oct22	Nov22	Dec22	Jan23	Feb23	Mar23	Apr23	May23	Jun23	Jul23
Apr23										18.00b	35.00b	51.00b
	Aug22	Sep22	Oct22	Nov22	Dec22	Jan23	Feb23	Mar23	Apr23	May23	Jun23	Jul23
May23											17.00b	33.00b
	Aug22	Sep22	Oct22	Nov22	Dec22	Jan23	Feb23	Mar23	Apr23	May23	Jun23	Jul23
Jun23												16.00b
	Aug22	Sep22	Oct22	Nov22	Dec22	Jan23	Feb23	Mar23	Apr23	May23	Jun23	Jul23
Jul23												



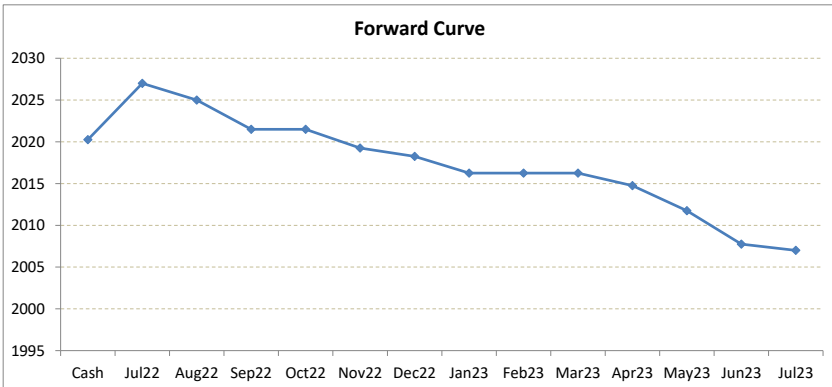
*본 자료는 LME에서 공시하는 Valuation을 토대로 작성된 것으로 실제 거래 시의 스프레드와는 무관합니다.
 ** Source: Reuters

LME Valuation - Lead

Cash - 3M: 0.25c

Date: 2022-06-22

Cash	2020.25	Cash-Jul22	Cash-Aug22	Cash-Sep22	Cash-Oct22	Cash-Nov22	Cash-Dec22	Cash-Jan23	Cash-Feb23	Cash-Mar23	Cash-Apr23	Cash-May23	Cash-Jun23
Cash	2020.50	6.75c	4.75c	1.25c	1.25c	1.00b	2.00b	4.00b	4.00b	4.00b	5.50b	8.50b	12.50b
Jul22	2027.00												
Aug22	2025.00	Jul22-3M	Aug22-3M	Sep22-3M	3M-Oct22	3M-Nov22	3M-Dec22	3M-Jan23	3M-Feb23	3M-Mar23	3M-Apr23	3M-May23	3M-Jun23
Sep22	2021.50	6.50b	4.50b	1.00b	1.00c	1.25b	2.25b	4.25b	4.25b	4.25b	5.75b	8.75b	12.75b
Oct22	2021.50												
Nov22	2019.25	Jul22-Aug22	Aug22-Sep22	Sep22-Oct22	Oct22-Nov22	Nov22-Dec22	Dec22-Jan23	Jan23-Feb23	Feb23-Mar23	Mar23-Apr23	Apr23-May23	May23-Jun23	Jun23-Jul23
Dec22	2018.25	2.00b	3.50b	0.00b	2.25b	1.00b	2.00b	0.00b	0.00b	1.50b	3.00b	4.00b	0.75b
Jan23	2016.25												
Feb23	2016.25	Aug22	Sep22	Oct22	Nov22	Dec22	Jan23	Feb23	Mar23	Apr23	May23	Jun23	Jul23
Mar23	2016.25	2.00b	5.50b	5.50b	7.75b	8.75b	10.75b	10.75b	10.75b	12.25b	15.25b	19.25b	20.00b
Apr23	2014.75	Aug22	3.50b	3.50b	5.75b	6.75b	8.75b	8.75b	8.75b	10.25b	13.25b	17.25b	18.00b
May23	2011.75		Sep22	0.00b	2.25b	3.25b	5.25b	5.25b	5.25b	6.75b	9.75b	13.75b	14.50b
Jun23	2007.75			Oct22	2.25b	3.25b	5.25b	5.25b	5.25b	6.75b	9.75b	13.75b	14.50b
Jul23	2007.00				Nov22	1.00b	3.00b	3.00b	3.00b	4.50b	7.50b	11.50b	12.25b
						Dec22	2.00b	2.00b	2.00b	3.50b	6.50b	10.50b	11.25b
							Jan23	0.00b	0.00b	1.50b	4.50b	8.50b	9.25b
								Feb23	0.00b	1.50b	4.50b	8.50b	9.25b
									Mar23	1.50b	4.50b	8.50b	9.25b
										Apr23	3.00b	7.00b	7.75b
											May23	4.00b	4.75b
												Jun23	0.75b
													Jul23



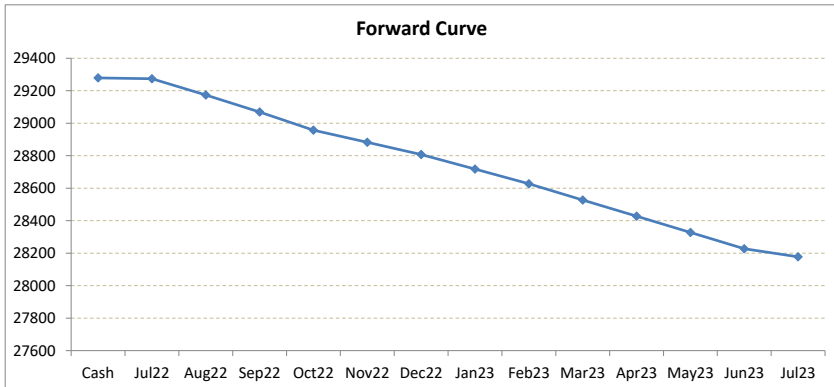
*본 자료는 LME에서 공시하는 Valuation을 토대로 작성된 것으로 실제 거래 시의 스프레드와는 무관합니다.
 ** Source: Reuters

LME Valuation - Tin

Cash - 3M: **225.00b**

Date: **2022-06-22**

Cash	29279.00	Cash-Jul22	Cash-Aug22	Cash-Sep22	Cash-Oct22	Cash-Nov22	Cash-Dec22	Cash-Jan23	Cash-Feb23	Cash-Mar23	Cash-Apr23	Cash-May23	Cash-Jun23
3M	29054.00	5.00b	105.00b	210.00b	321.50b	396.50b	471.50b	561.50b	651.50b	751.50b	851.50b	951.50b	1051.50b
Jul22	29274.00												
Aug22	29174.00	Jul22-3M	Aug22-3M	Sep22-3M	3M-Oct22	3M-Nov22	3M-Dec22	3M-Jan23	3M-Feb23	3M-Mar23	3M-Apr23	3M-May23	3M-Jun23
Sep22	29069.00	220.00b	120.00b	15.00b	96.50b	171.50b	246.50b	336.50b	426.50b	526.50b	626.50b	726.50b	826.50b
Oct22	28957.50												
Nov22	28882.50	Jul22-Aug22	Aug22-Sep22	Sep22-Oct22	Oct22-Nov22	Nov22-Dec22	Dec22-Jan23	Jan23-Feb23	Feb23-Mar23	Mar23-Apr23	Apr23-May23	May23-Jun23	Jun23-Jul23
Dec22	28807.50	100.00b	105.00b	111.50b	75.00b	75.00b	90.00b	90.00b	100.00b	100.00b	100.00b	100.00b	50.00b
Jan23	28717.50												
Feb23	28627.50	Aug22	Sep22	Oct22	Nov22	Dec22	Jan23	Feb23	Mar23	Apr23	May23	Jun23	Jul23
Mar23	28527.50	100.00b	205.00b	316.50b	391.50b	466.50b	556.50b	646.50b	746.50b	846.50b	946.50b	1046.50b	1096.50b
Apr23	28427.50	Aug22	105.00b	216.50b	291.50b	366.50b	456.50b	546.50b	646.50b	746.50b	846.50b	946.50b	996.50b
May23	28327.50		Sep22	111.50b	186.50b	261.50b	351.50b	441.50b	541.50b	641.50b	741.50b	841.50b	891.50b
Jun23	28227.50			Oct22	75.00b	150.00b	240.00b	330.00b	430.00b	530.00b	630.00b	730.00b	780.00b
Jul23	28177.50				Nov22	75.00b	165.00b	255.00b	355.00b	455.00b	555.00b	655.00b	705.00b
						Dec22	90.00b	180.00b	280.00b	380.00b	480.00b	580.00b	630.00b
							Jan23	90.00b	190.00b	290.00b	390.00b	490.00b	540.00b
								Feb23	100.00b	200.00b	300.00b	400.00b	450.00b
									Mar23	100.00b	200.00b	300.00b	350.00b
										Apr23	100.00b	200.00b	250.00b
											May23	100.00b	150.00b
												Jun23	50.00b
													Jul23



*본 자료는 LME에서 공시하는 Valuation을 토대로 작성된 것으로 실제 거래 시의 스프레드와는 무관합니다.
 ** Source: Reuters